










Boys League Table - March

Ranking	Group	Surname	First Name	Points Total
1	G2	Mirzoyam	Alex	105
2	G2	Rothwell	Noah	103
3	G2	McCollough	Ben	85
4	G1	Jennings	Jamie	73
5	G2	McCollough	William	72
6	G3	Jennings	Morgan	61
7	G3	Hague	Matthew	58
8	G2	Tombs	Stanley	52
9	G1	Benson	Will	50
10	G2	Salmon	Ted	50
11	G1	Beard	Atticus	48
12	G2	Simpson	Thomas	45
13	G2	Townley	Jacob	43
14	G2	Johnson	James	25
15	G3	Kelly	Euan	22
16	G1	ArmField	Luke	20
17	G3	Toby	Tanton	20
18	G4	Wolowacz	Jack	17
19	G1	Boyle	Josh	15
20	G1	Manion	Patrick	13
21	G2	Simpson	James	10
22	G3	Copestake	Oscar	10
23	G1	Woodham	Daniel	6
24	G1	Bradshaw	Alex	0
25	G1	Brooks	Bradley	0
26	G1	Clarke	Sammy	0
27	G1	Locke	Sam	0
28	G1	Martin	Joseph	0
29	G2	Gill	Evan	0
30	G2	Hague	Thomas	0
31	G2	Morley	James	0



Result Sheet Key

-  Bronze Award Time
-  Silver Award Time
-  Gold Award Time
-  Platinum Award Time
-  Promotion Time Achieved
-  Disqualification * Indicates Rule Code
-  New Club Record

Award Times

Event	Stroke	Bronze	Silver	Gold	Platinum
50m	Freestyle	39.9	35.7	31.9	
50m	Backstroke	45.2	41.2	37.2	
50m	Breaststroke	50.2	45.8	41.7	
50m	Butterfly	48	43.7	39.7	
100m	Freestyle	85.9	75.3	65.8	63.6
100m	Backstroke	97.7	87	77.4	72.1
100m	Breaststroke	108.9	97.5	87	80.9
100m	Butterfly	106.3	94.6	84	69.7
100m	IM	106.6	94.6	83.9	
200m	Freestyle	185.7	158.7	136.4	134.3
200m	Backstroke	203.1	179.1	160.1	156.1
200m	Breaststroke	228.6	204.2	188.5	184.2
200m	Butterfly	217.8	198.6	182.8	169.7
200m	IM	235.1	202.3	175	158.4

Promotion Times

Event	Stroke	Group 2	Group 3	Group 4
25m	Freestyle	23		
25m	Backstroke	26		
25m	Breaststroke	27.5		
25m	Butterfly	26	22.2	
50m	Freestyle	49	39.9	
50m	Backstroke		45.2	
50m	Breaststroke		50.2	
50m	Butterfly		47.9	43.7
100m	IM	120	106.6	94.6
100m	Freestyle			75.3
100m	Backstroke			87
100m	Breaststroke			97.5



Results - March - Boys - GROUP 1

Beard	Atticus						
	25m Backstroke	25m Breaststroke	25m Butterfly	25m Freestyle	50m Freestyle	100m IM	
PB	00:31.12	00:33.84	00:29.63	00:26.73	00:00.00	02:31.92	
Current Time	00:32.59	00:00.00	00:30.59	00:00.00	01:05.04	00:00.00	
Difference	1.47	0.00	0.97	0.00	65.05	0.00	Points Total
Points	2	0	3	0	5	0	10

Benson	Will						
	25m Backstroke	25m Breaststroke	25m Butterfly	25m Freestyle	50m Freestyle	100m IM	
PB	00:33.24	00:34.71	00:00.00	00:24.82	00:00.00	02:44.12	
Current Time	00:31.75	00:00.00	00:39.23	00:00.00	00:53.89	00:00.00	
Difference	-1.50	0.00	39.23	0.00	53.89	0.00	Points Total
Points	10	0	5	0	5	0	20

Bradshaw	Alex						
	25m Backstroke	25m Breaststroke	25m Butterfly	25m Freestyle	50m Freestyle	100m IM	
PB	00:29.76	00:00.00	00:00.00	00:29.47	00:00.00	02:40.27	
Current Time	00:00.00	00:00.00	00:00.00	00:00.00	00:00.00	00:00.00	
Difference	0.00	0.00	0.00	0.00	0.00	0.00	Points Total
Points	0	0	0	0	0	0	0

Brooks	Bradley						
	25m Backstroke	25m Breaststroke	25m Butterfly	25m Freestyle	50m Freestyle	100m IM	
PB	00:28.28	00:33.71	00:34.68	00:22.32	00:00.00	02:24.15	
Current Time	00:00.00	00:00.00	00:00.00	00:00.00	00:00.00	00:00.00	
Difference	0.00	0.00	0.00	0.00	0.00	0.00	Points Total
Points	0	0	0	0	0	0	0

Clarke	Sammy						
	25m Backstroke	25m Breaststroke	25m Butterfly	25m Freestyle	50m Freestyle	100m IM	
PB	00:00.00	00:44.02	00:48.89	00:29.31	00:00.00	00:00.00	
Current Time	00:00.00	00:00.00	00:00.00	00:00.00	00:00.00	00:00.00	
Difference	0.00	0.00	0.00	0.00	0.00	0.00	Points Total
Points	0	0	0	0	0	0	0

Jennings	Jamie						
	25m Backstroke	25m Breaststroke	25m Butterfly	25m Freestyle	50m Freestyle	100m IM	
PB	00:28.14	00:38.74	00:30.19	00:25.30	00:00.00	02:31.25	
Current Time	00:00.00	00:27.96	00:35.42	00:00.00	00:54.28	00:00.00	
Difference	0.00	-10.77	5.23	0.00	54.28	0.00	Points Total
Points	0	10	0	0	5	0	15



Locke	Sam						
	25m Backstroke	25m Breaststroke	25m Butterfly	25m Freestyle	50m Freestyle	100m IM	
PB	00:33.57	00:39.61	00:44.72	00:00.00	00:00.00	00:00.00	
Current Time	00:00.00	00:00.00	00:00.00	00:00.00	00:00.00	00:00.00	
Difference	0.00	0.00	0.00	0.00	0.00	0.00	Points Total
Points	0	0	0	0	0	0	0

Manion	Patrick						
	25m Backstroke	25m Breaststroke	25m Butterfly	25m Freestyle	50m Freestyle	100m IM	
PB	00:26.15	00:27.78	00:31.16	00:21.50	00:00.00	02:20.26	
Current Time	00:25.34	00:00.00	00:33.51	00:00.00	00:46.57	00:00.00	
Difference	-0.81	0.00	2.35	0.00	46.57	0.00	Points Total
Points	8	0	0	0	5	0	13

Martin	Joseph						
	25m Backstroke	25m Breaststroke	25m Butterfly	25m Freestyle	50m Freestyle	100m IM	
PB	00:30.65	00:32.82	00:32.18	00:24.90	00:00.00	00:00.00	
Current Time	00:00.00	00:00.00	00:00.00	00:00.00	00:00.00	00:00.00	
Difference	0.00	0.00	0.00	0.00	0.00	0.00	Points Total
Points	0	0	0	0	0	0	0

Woodham	Daniel						
	25m Backstroke	25m Breaststroke	25m Butterfly	25m Freestyle	50m Freestyle	100m IM	
PB	00:27.92	00:28.78	00:34.46	00:25.94	00:00.00	02:30.22	
Current Time	00:31.23	00:00.00	00:35.32	01:05.40	00:00.00	00:00.00	
Difference	3.31	0.00	0.86	39.46	0.00	0.00	Points Total
Points	0	0	3	0	0	0	3

Armfield	Luke						
	25m Backstroke	25m Breaststroke	25m Butterfly	25m Freestyle	50m Freestyle	100m IM	
PB	00:33.28	00:00.00	00:00.00	00:00.00	00:00.00	00:00.00	
Current Time	00:31.81	00:00.00	DQ 10.5	00:00.00	01:30.27	00:00.00	
Difference	-1.48	0.00	-	0.00	90.27	0.00	Points Total
Points	10	0	-	0	5	0	15

Boyle	Josh						
	25m Backstroke	25m Breaststroke	25m Butterfly	25m Freestyle	50m Freestyle	100m IM	
PB	00:00.00	00:00.00	00:00.00	00:00.00	00:00.00	00:00.00	
Current Time	00:31.51	00:00.00	00:38.73	00:00.00	01:07.71	00:00.00	
Difference	31.51	0.00	38.73	0.00	67.72	0.00	Points Total
Points	5	0	5	0	5	0	15



Results - March - Boys - GROUP 2

Gill	Evan	50m Backstroke	50m Breaststroke	25m Butterfly	50m Freestyle	100m IM	50m Fly	100m Freestyle	Points Total
PB	00:50.67	00:52.16	00:23.22	00:42.61	01:57.93	00:48.78	00:00.00	00:00.00	0
Current Time	00:00.00	00:00.00	00:00.00	00:00.00	00:00.00	00:00.00	00:00.00	00:00.00	0
Difference	0.00	0.00	0.00	0.00	0.00	0.00	0.00	0.00	0
Points	0	0	0	0	0	0	0	0	0

Hague	Thomas	50m Backstroke	50m Breaststroke	25m Butterfly	50m Freestyle	100m IM	50m Fly	100m Freestyle	Points Total
PB	00:49.53	00:56.34	00:24.64	00:37.61	01:47.08	00:00.00	00:00.00	00:00.00	0
Current Time	00:00.00	00:00.00	00:00.00	00:00.00	00:00.00	00:00.00	00:00.00	00:00.00	0
Difference	0.00	0.00	0.00	0.00	0.00	0.00	0.00	0.00	0
Points	0	0	0	0	0	0	0	0	0

Johnson	James	50m Backstroke	50m Breaststroke	25m Butterfly	50m Freestyle	100m IM	50m Fly	100m Freestyle	Points Total
PB	00:48.60	00:58.99	00:21.27	00:42.25	00:00.00	01:01.57	00:00.00	00:00.00	0
Current Time	00:00.00	00:00.00	00:00.00	00:00.00	00:00.00	00:00.00	00:00.00	00:00.00	0
Difference	0.00	0.00	0.00	0.00	0.00	0.00	0.00	0.00	0
Points	0	0	0	0	0	0	0	0	0

McCollough	Ben	50m Backstroke	50m Breaststroke	25m Butterfly	50m Freestyle	100m IM	50m Fly	100m Freestyle	Points Total
PB	00:50.40	00:00.00	00:22.48	00:48.96	02:08.64	00:00.00	01:49.10	00:00.00	25
Current Time	00:00.00	00:55.56	00:00.00	00:46.08	01:48.35	00:00.00	00:00.00	00:00.00	25
Difference	0.00	55.56	0.00	-2.88	-20.29	0.00	0.00	0.00	25
Points	0	5	0	10	10	0	0	0	25

McCollough	William	50m Backstroke	50m Breaststroke	25m Butterfly	50m Freestyle	100m IM	50m Fly	100m Freestyle	Points Total
PB	00:51.26	00:57.86	00:22.19	00:45.19	01:54.74	00:54.13	01:40.96	00:00.00	22
Current Time	00:00.00	00:56.35	00:00.00	00:46.46	01:53.49	00:00.00	00:00.00	00:00.00	22
Difference	0.00	-1.51	0.00	1.27	-1.25	0.00	0.00	0.00	22
Points	0	10	0	2	10	0	0	0	22



Meats	Nathan	New to Group	50m Backstroke	50m Breaststroke	25m Butterfly	50m Freestyle	100m IM	50m Fly	100m Freestyle	Points Total
PB	00:00.00	00:00.00	00:29.56	00:00.00	00:00.00	00:00.00	00:00.00	00:00.00	00:00.00	0
Current Time	00:00.00	00:00.00	00:00.00	00:00.00	00:00.00	00:00.00	00:00.00	00:00.00	00:00.00	0
Difference	0.00	0.00	0.00	0.00	0.00	0.00	0.00	0.00	0.00	0
Points	0	0	0	0	0	0	0	0	0	0

Mirzoyan	Alex	50m Backstroke	50m Breaststroke	25m Butterfly	50m Freestyle	100m IM	50m Fly	100m Freestyle	Points Total
PB	00:46.02	00:56.13	00:22.82	00:46.54	02:09.55	01:07.44	01:39.73	00:00.00	22
Current Time	00:00.00	00:52.07	00:00.00	00:48.36	01:49.89	00:00.00	00:00.00	00:00.00	22
Difference	0.00	-4.06	0.00	1.82	-19.66	0.00	0.00	0.00	22
Points	0	10	0	2	10	0	0	0	22

Morley	James	50m Backstroke	50m Breaststroke	25m Butterfly	50m Freestyle	100m IM	50m Fly	100m Freestyle	Points Total
PB	01:06.41	00:00.00	00:35.62	00:50.49	02:30.44	00:00.00	00:00.00	00:00.00	0
Current Time	00:00.00	00:00.00	00:00.00	00:00.00	00:00.00	00:00.00	00:00.00	00:00.00	0
Difference	0.00	0.00	0.00	0.00	0.00	0.00	0.00	0.00	0
Points	0	0	0	0	0	0	0	0	0

Rothwell	Noah	50m Backstroke	50m Breaststroke	25m Butterfly	50m Freestyle	100m IM	50m Fly	100m Freestyle	Points Total
PB	00:49.84	01:03.52	00:22.03	00:47.95	01:58.23	01:14.99	01:38.68	00:00.00	30
Current Time	00:00.00	00:55.28	00:00.00	00:45.09	01:47.84	00:00.00	00:00.00	00:00.00	30
Difference	0.00	-8.24	0.00	-2.87	-10.40	0.00	0.00	0.00	30
Points	0	10	0	10	10	0	0	0	30

Simpson	James	New to Group	50m Backstroke	50m Breaststroke	25m Butterfly	50m Freestyle	100m IM	50m Fly	100m Freestyle	Points Total
PB	00:00.00	00:00.00	00:28.58	00:47.16	02:07.95	00:00.00	00:00.00	00:00.00	00:00.00	10
Current Time	00:00.00	DQ 7.5	00:00.00	00:43.15	DQ 8.2 (fly)	00:00.00	00:00.00	00:00.00	00:00.00	10
Difference	0.00	-	0.00	-4.01	-	0.00	0.00	0.00	0.00	10
Points	0	-	0	10	-	0	0	0	0	10



Tombs	Stanley							
	50m Backstroke	50m Breaststroke	25m Butterfly	50m Freestyle	100m IM	50m Fly	100m Freestyle	
PB	00:51.89	01:10.16	00:22.54	00:46.32	02:06.09	00:00.00	01:39.90	
Current Time	00:00.00	DQ 7.5	00:00.00	00:46.91	01:56.41	00:00.00	00:00.00	
Difference	0.00	-	0.00	0.59	-9.68	0.00	0.00	Points Total
Points	0	-	0	3	10	0	0	13

Townley	Jacob							
	50m Backstroke	50m Breaststroke	25m Butterfly	50m Freestyle	100m IM	50m Fly	100m Freestyle	
PB	00:51.95	00:00.00	00:24.84	00:45.40	00:00.00	00:00.00	00:00.00	
Current Time	00:00.00	DQ 7.5.2	00:00.00	00:45.05	DQ 7.3 (Brest)	00:00.00	00:00.00	
Difference	0.00	-	0.00	-0.35	-	0.00	0.00	Points Total
Points	0	-	0	8	-	0	0	8

Salmon	Ted							
	50m Backstroke	50m Breaststroke	25m Butterfly	50m Freestyle	100m IM	50m Fly	100m Freestyle	
PB	00:54.13	00:00.00	00:24.41	00:00.00	00:00.00	00:00.00	01:40.87	
Current Time	00:00.00	DQ 7.4	00:00.00	00:43.28	DQ 9.4 (Brest)	00:00.00	00:00.00	
Difference	0.00	-	0.00	43.28	-	0.00	0.00	Points Total
Points	0	-	0	5	-	0	0	5

Simpson	Thomas	New to Group						
	50m Backstroke	50m Breaststroke	25m Butterfly	50m Freestyle	100m IM	50m Fly	100m Freestyle	
PB	00:00.00	00:00.00	00:00.00	00:00.00	00:00.00	00:00.00	00:00.00	
Current Time	00:00.00	00:55.81	00:00.00	00:52.13	02:08.93	00:00.00	00:00.00	
Difference	0.00	55.81	0.00	52.13	128.93	0.00	0.00	Points Total
Points	0	5	0	5	5	0	0	15



Results - March - Boys - GROUP 3

Copestake	Oscar									
	50m Backstroke	50m Breaststroke	50m Butterfly	50m Freestyle	100m IM	100m Backstroke	100m Breaststroke	100m Freestyle	200m Freestyle	
PB	00:00.00	00:53.43	00:42.31	00:34.00	01:36.29	01:28.64	01:52.62	01:19.44	00:00.00	
Current Time	00:00.00	00:00.00	00:00.00	00:00.00	00:00.00	00:00.00	00:00.00	00:00.00	00:00.00	
Difference	0.00	0.00	0.00	0.00	0.00	0.00	0.00	0.00	0.00	Points Total
Points	0	0	0	0	0	0	0	0	0	0

Toby	Tanton									
	50m Backstroke	50m Breaststroke	50m Butterfly	50m Freestyle	100m IM	100m Backstroke	100m Breaststroke	100m Freestyle	200m Freestyle	
PB	00:00.00	00:56.22	00:47.11	00:35.05	01:37.39	01:32.50	01:59.33	00:00.00	00:00.00	
Current Time	00:00.00	00:00.00	00:00.00	00:00.00	00:00.00	00:00.00	00:00.00	00:00.00	00:00.00	
Difference	0.00	0.00	0.00	0.00	0.00	0.00	0.00	0.00	0.00	Points Total
Points	0	0	0	0	0	0	0	0	0	0

Kelly	Euan									
	50m Backstroke	50m Breaststroke	50m Butterfly	50m Freestyle	100m IM	100m Backstroke	100m Breaststroke	100m Freestyle	200m Freestyle	
PB	00:00.00	00:50.26	00:43.65	00:30.67	00:00.00	00:00.00	00:00.00	00:00.00	00:00.00	
Current Time	00:00.00	00:00.00	00:00.00	00:00.00	00:00.00	00:00.00	00:00.00	00:00.00	00:00.00	
Difference	0.00	0.00	0.00	0.00	0.00	0.00	0.00	0.00	0.00	Points Total
Points	0	0	0	0	0	0	0	0	0	0

Hague	Matthew									
	50m Backstroke	50m Breaststroke	50m Butterfly	50m Freestyle	100m IM	100m Backstroke	100m Breaststroke	100m Freestyle	200m Freestyle	
PB	00:00.00	00:56.30	00:47.11	00:42.45	01:46.21	00:00.00	00:00.00	00:00.00	00:00.00	
Current Time	00:00.00	00:00.00	00:00.00	00:40.33	00:00.00	01:45.09	02:05.41	00:00.00	00:00.00	
Difference	0.00	0.00	0.00	-2.12	0.00	105.09	125.42	0.00	0.00	Points Total
Points	0	0	0	10	0	5	5	0	0	20

Jennings	Morgan									
	50m Backstroke	50m Breaststroke	50m Butterfly	50m Freestyle	100m IM	100m Backstroke	100m Breaststroke	100m Freestyle	200m Freestyle	
PB	00:00.00	00:51.22	00:45.88	00:41.53	01:40.68	00:00.00	00:00.00	00:00.00	00:00.00	
Current Time	00:00.00	00:00.00	00:00.00	00:40.10	00:00.00	01:35.36	01:54.86	00:00.00	00:00.00	
Difference	0.00	0.00	0.00	-1.43	0.00	95.37	114.87	0.00	0.00	Points Total
Points	0	0	0	10	0	5	5	0	0	20