



Boys League Table - July

Ranking	Group	Surname	First Name	Points Total
1	G2	McCullough	Ben	127
2	G2	Simpson	James	120
3	G2	McCullough	William	118
4	G2	Rothwell	Noah	111
5	G2	Hague	Matthew	101
6	G2	Mirzoyam	Alex	100
7	G2	Jennings	Morgan	98
8	G1	Jennings	Jamie	91
9	G3	Copestake	Oscar	89
10	G2	Meats	Nathan	80
11	G1	Beard	Atticus	75
12	G1	Brooks	Bradley	73
13	G2	Gill	Evan	73
14	G4	Wolowacz	Jack	71
15	G2	Johnson	James	68
16	G1	Woodham	Daniel	64
17	G1	Simpson	Thomas	58
18	G3	Toby	Tanton	58
19	G1	Martin	Joseph	50
20	G2	Tombs	Stanley	50
21	G2	Kelly	Euan	45
22	G3	Beaty	Kristian	45
23	G2	Hague	Thomas	40
24	G1	Manion	Patrick	38
25	G2	Morley	James	38
26	G3	Beaty	Max	20
27	G1	Bradshaw	Alex	15
28	G1	Clarke	Sammy	15
29	G1	Locke	Sam	15
30	G4	Brierley	Calum	15
31	G2	Townley	Jacob	10
32	G2	Brierley	Jack	10



Result Sheet Key

	Bronze Award Time
	Silver Award Time
	Gold Award Time
	Platinum Award Time
	Promotion Time Achieved
	Disqualification * Indicates Rule Code
	New Club Record

Award Times

Event	Stroke	Bronze	Silver	Gold	Platinum
50m	Freestyle	39.9	35.7	31.9	
50m	Backstroke	45.2	41.2	37.2	
50m	Breaststroke	50.2	45.8	41.7	
50m	Butterfly	48	43.7	39.7	
100m	Freestyle	85.9	75.3	65.8	63.6
100m	Backstroke	97.7	87	77.4	72.1
100m	Breaststroke	108.9	97.5	87	80.9
100m	Butterfly	106.3	94.6	84	69.7
100m	IM	106.6	94.6	83.9	
200m	Freestyle	185.7	158.7	136.4	134.3
200m	Backstroke	203.1	179.1	160.1	156.1
200m	Breaststroke	228.6	204.2	188.5	184.2
200m	Butterfly	217.8	198.6	182.8	169.7
200m	IM	235.1	202.3	175	158.4

Promotion Times

Event	Stroke	Group 2	Group 3	Group 4
25m	Freestyle	23		
25m	Backstroke	26		
25m	Breaststroke	27.5		
25m	Butterfly	26	22.5	
50m	Freestyle		39.9	
50m	Backstroke		46.2	
50m	Breaststroke		50.2	
50m	Butterfly			43.7
100m	IM		106.6	94.6
100m	Freestyle			75.3
100m	Backstroke			87
100m	Breaststroke			97.5



Results - July - Boys - GROUP 1

Beard	Atticus					
	25m Backstroke	25m Breaststroke	25m Butterfly	25m Freestyle	100m IM	
PB	00:33.60	00:33.84	00:33.17	00:27.16	02:36.84	
Current Time	00:00.00	00:35.32	00:29.63	00:27.00	00:00.00	
Difference	0.00	1.48	-3.54	-0.16	0.00	Points Total
Points	0	2	10	8	0	20

Bradshaw	Alex					
	25m Backstroke	25m Breaststroke	25m Butterfly	25m Freestyle	100m IM	
PB	00:29.76	00:00.00	00:00.00	00:29.47	02:40.27	
Current Time	00:00.00	00:00.00	00:00.00	00:00.00	00:00.00	
Difference	0.00	0.00	0.00	0.00	0.00	Points Total
Points	0	0	0	0	0	0

Brooks	Bradley					
	25m Backstroke	25m Breaststroke	25m Butterfly	25m Freestyle	100m IM	
PB	00:28.28	00:33.71	00:34.68	00:22.32	02:24.15	
Current Time	00:00.00	00:35.66	00:35.36	00:23.99	00:00.00	
Difference	0.00	1.95	0.67	1.67	0.00	Points Total
Points	0	2	3	2	0	7

Manion	Patrick					
	25m Backstroke	25m Breaststroke	25m Butterfly	25m Freestyle	100m IM	
PB	00:26.15	00:27.78	00:31.16	00:21.50	02:20.26	
Current Time	00:00.00	00:29.48	00:31.21	00:23.61	00:00.00	
Difference	0.00	1.70	0.05	2.11	0.00	Points Total
Points	0	2	5	0	0	7

Simpson	Thomas					
	25m Backstroke	25m Breaststroke	25m Butterfly	25m Freestyle	100m IM	
PB	00:26.46	00:28.51	00:35.61	00:22.44	02:29.22	
Current Time	00:00.00	00:00.00	00:00.00	00:00.00	00:00.00	
Difference	0.00	0.00	0.00	0.00	0.00	Points Total
Points	0	0	0	0	0	0



Steiger	Ethan					
	25m Backstroke	25m Breaststroke	25m Butterfly	25m Freestyle	100m IM	
PB	00:47.70	00:52.80	00:00.00	00:51.79	00:00.00	
Current Time	00:00.00	00:00.00	00:00.00	00:00.00	00:00.00	
Difference	0.00	0.00	0.00	0.00	0.00	Points Total
Points	0	0	0	0	0	0

Woodham	Daniel					
	25m Backstroke	25m Breaststroke	25m Butterfly	25m Freestyle	100m IM	
PB	00:27.92	00:28.78	00:34.36	00:25.94	02:30.22	
Current Time	00:00.00	00:28.96	DQ 8.4	00:26.99	00:00.00	
Difference	0.00	0.17	-	1.05	0.00	Points Total
Points	0	3	-	2	0	5

Clarke	Sammy					
	25m Backstroke	25m Breaststroke	25m Butterfly	25m Freestyle	100m IM	
PB	00:00.00	00:44.02	00:48.89	00:29.31	00:00.00	
Current Time	00:00.00	00:00.00	00:00.00	00:00.00	00:00.00	
Difference	0.00	0.00	0.00	0.00	0.00	Points Total
Points	0	0	0	0	0	0

Jennings	Jamie					
	25m Backstroke	25m Breaststroke	25m Butterfly	25m Freestyle	100m IM	
PB	00:30.70	00:41.93	00:36.53	00:25.30	02:54.17	
Current Time	00:00.00	00:42.59	00:41.53	00:26.80	00:00.00	
Difference	0.00	0.66	5.00	1.50	0.00	Points Total
Points	0	3	0	2	0	5

Martin	Joseph					
	25m Backstroke	25m Breaststroke	25m Butterfly	25m Freestyle	100m IM	
PB	00:30.65	00:34.70	00:34.85	00:26.02	00:00.00	
Current Time	00:00.00	00:32.82	00:32.18	00:24.90	00:00.00	
Difference	0.00	-1.88	-2.67	-1.12	0.00	Points Total
Points	0	10	10	10	0	30

Locke	Sam					
	25m Backstroke	25m Breaststroke	25m Butterfly	25m Freestyle	100m IM	
PB	00:33.57	00:39.61	00:44.72	00:00.00	00:00.00	
Current Time	00:00.00	00:00.00	00:00.00	00:00.00	00:00.00	
Difference	0.00	0.00	0.00	0.00	0.00	Points Total
Points	0	0	0	0	0	0



Results - July - Boys - GROUP 2

Gill	Evan						
	50m Backstroke	50m Breaststroke	25m Butterfly	50m Freestyle	100m IM	50m Fly	
PB	00:50.67	00:52.16	00:23.22	00:44.90	01:57.93	00:48.78	
Current Time	00:00.00	00:00.00	00:26.97	00:42.61	DQ 9.3	00:00.00	
Difference	0.00	0.00	3.75	-2.30	-	0.00	Points Total
Points	0	0	0	10	-	0	10

Hague	Matthew						
	50m Backstroke	50m Breaststroke	25m Butterfly	50m Freestyle	100m IM	50m Fly	
PB	00:48.72	00:56.30	00:24.69	00:42.54	01:59.78	00:47.11	
Current Time	00:00.00	00:00.00	00:24.25	00:50.56	01:51.76	00:00.00	
Difference	0.00	0.00	-0.44	8.02	-8.03	0.00	Points Total
Points	0	0	8	0	10	0	18

Hague	Thomas						
	50m Backstroke	50m Breaststroke	25m Butterfly	50m Freestyle	100m IM	50m Fly	
PB	00:49.53	00:56.34	00:29.44	00:37.61	01:47.08	00:00.00	
Current Time	00:00.00	00:00.00	00:00.00	00:00.00	00:00.00	00:00.00	
Difference	0.00	0.00	0.00	0.00	0.00	0.00	Points Total
Points	0	0	0	0	0	0	0

Jennings	Morgan						
	50m Backstroke	50m Breaststroke	25m Butterfly	50m Freestyle	100m IM	50m Fly	
PB	00:47.87	00:51.22	00:22.20	00:41.53	01:45.37	00:49.81	
Current Time	00:00.00	00:00.00	00:21.75	00:41.95	01:45.83	00:00.00	
Difference	0.00	0.00	-0.46	0.42	0.45	0.00	Points Total
Points	0	0	8	3	3	0	14

McCullough	William						
	50m Backstroke	50m Breaststroke	25m Butterfly	50m Freestyle	100m IM	50m Fly	
PB	00:52.22	00:57.86	00:24.60	00:45.19	01:54.74	00:54.13	
Current Time	00:00.00	00:00.00	00:23.53	00:45.41	02:02.77	00:00.00	
Difference	0.00	0.00	-1.08	0.22	8.03	0.00	Points Total
Points	0	0	10	3	0	0	13



Rothwell	Noah						
	50m Backstroke	50m Breaststroke	25m Butterfly	50m Freestyle	100m IM	50m Fly	
PB	00:54.22	01:03.52	00:27.33	00:49.66	02:02.50	01:14.99	
Current Time	00:00.00	00:00.00	00:25.00	00:48.61	01:58.23	00:00.00	
Difference	0.00	0.00	-2.33	-1.05	-4.26	0.00	Points Total
Points	0	0	10	10	10	0	30

Mirzoyam	Alex						
	50m Backstroke	50m Breaststroke	25m Butterfly	50m Freestyle	100m IM	50m Fly	
PB	00:51.85	00:57.58	00:28.03	00:50.50	02:09.55	01:07.44	
Current Time	00:00.00	00:00.00	00:00.00	00:00.00	00:00.00	00:00.00	
Difference	0.00	0.00	0.00	0.00	0.00	0.00	Points Total
Points	0	0	0	0	0	0	0

Morley	James						
	50m Backstroke	50m Breaststroke	25m Butterfly	50m Freestyle	100m IM	50m Fly	
PB	01:06.41	00:00.00	00:36.11	00:50.49	00:00.00	00:00.00	
Current Time	00:00.00	00:00.00	00:35.62	00:59.78	02:30.44	00:00.00	
Difference	0.00	0.00	-0.49	9.29	150.44	0.00	Points Total
Points	0	0	8	0	5	0	13

Tombs	Stanley						
	50m Backstroke	50m Breaststroke	25m Butterfly	50m Freestyle	100m IM	50m Fly	
PB	00:00.00	00:00.00	00:27.61	00:46.32	02:07.81	00:00.00	
Current Time	00:00.00	00:00.00	00:00.00	00:00.00	00:00.00	00:00.00	
Difference	0.00	0.00	0.00	0.00	0.00	0.00	Points Total
Points	0	0	0	0	0	0	0

Meats	Nathan						
	50m Backstroke	50m Breaststroke	25m Butterfly	50m Freestyle	100m IM	50m Fly	
PB	00:00.00	00:00.00	00:29.56	00:00.00	00:00.00	00:00.00	
Current Time	00:00.00	00:00.00	00:00.00	00:00.00	00:00.00	00:00.00	
Difference	0.00	0.00	0.00	0.00	0.00	0.00	Points Total
Points	0	0	0	0	0	0	0



Glossop Amateur Swimming Club Pointscore 2018

Townley	Jacob	New to Group					
	50m Backstroke	50m Breaststroke	25m Butterfly	50m Freestyle	100m IM	50m Fly	
PB	00:00.00	00:00.00	00:30.60	00:00.00	00:00.00	00:00.00	
Current Time	00:00.00	00:00.00	00:00.00	00:00.00	00:00.00	00:00.00	
Difference	0.00	0.00	0.00	0.00	0.00	0.00	Points Total
Points	0	0	0	0	0	0	0

Johnson	James	New to Group					
	50m Backstroke	50m Breaststroke	25m Butterfly	50m Freestyle	100m IM	50m Fly	
PB	00:57.68	00:58.99	00:27.53	00:00.00	00:00.00	00:00.00	
Current Time	00:00.00	00:00.00	00:00.00	00:00.00	00:00.00	00:00.00	
Difference	0.00	0.00	0.00	0.00	0.00	0.00	Points Total
Points	0	0	0	0	0	0	0

Kelly	Euan	Promoted to Group 3					
	50m Backstroke	50m Breaststroke	25m Butterfly	50m Freestyle	100m IM	50m Fly	
PB	00:41.57	00:50.26	00:31.02	00:49.22	00:00.00	00:43.65	
Current Time	00:00.00	00:00.00	00:18.15	00:30.67	00:00.00	00:00.00	
Difference	0.00	0.00	-12.88	-18.55	0.00	0.00	Points Total
Points	0	0	10	10	0	0	20

Brierley	Jack	New to Group					
	50m Backstroke	50m Breaststroke	25m Butterfly	50m Freestyle	100m IM	50m Fly	
PB	00:00.00	00:00.00	00:22.54	00:00.00	00:00.00	00:00.00	
Current Time	00:00.00	00:00.00	00:00.00	00:00.00	00:00.00	00:00.00	
Difference	0.00	0.00	0.00	0.00	0.00	0.00	Points Total
Points	0	0	0	0	0	0	0

McCullough	Ben	New to Group					
	50m Backstroke	50m Breaststroke	25m Butterfly	50m Freestyle	100m IM	50m Fly	
PB	00:00.00	00:00.00	00:26.58	00:00.00	02:32.78	00:00.00	
Current Time	00:00.00	00:00.00	00:27.14	01:01.98	02:08.64	00:00.00	
Difference	0.00	0.00	0.56	61.99	-24.14	0.00	Points Total
Points	0	0	3	5	10	0	18

Simpson	James	New to Group					
	50m Backstroke	50m Breaststroke	25m Butterfly	50m Freestyle	100m IM	50m Fly	
PB	00:00.00	00:00.00	00:30.24	00:00.00	02:07.95	00:00.00	
Current Time	00:00.00	00:00.00	00:28.58	00:47.16	DQ 10.4	00:00.00	
Difference	0.00	0.00	-1.66	47.16	-	0.00	Points Total
Points	0	0	10	5	-	0	15



Results - July - Boys - GROUP 3

Beaty	Max								
	50m Backstroke	50m Breaststroke	50m Butterfly	50m Freestyle	100m IM	100m Backstroke	100m Breaststroke	100m Freestyle	
PB	00:39.70	00:00.00	00:00.00	00:35.54	00:00.00	01:24.67	00:00.00	01:07.77	
Current Time	00:00.00	00:00.00	00:00.00	00:00.00	00:00.00	00:00.00	00:00.00	00:00.00	
Difference	0.00	0.00	0.00	0.00	0.00	0.00	0.00	0.00	Points Total
Points	0	0	0	0	0	0	0	0	0

Beaty	Kristian								
	50m Backstroke	50m Breaststroke	50m Butterfly	50m Freestyle	100m IM	100m Backstroke	100m Breaststroke	100m Freestyle	
PB	00:41.48	01:09.64	00:47.27	00:36.51	01:46.00	00:00.00	00:00.00	01:25.89	
Current Time	00:00.00	00:00.00	00:00.00	00:00.00	00:00.00	00:00.00	00:00.00	00:00.00	
Difference	0.00	0.00	0.00	0.00	0.00	0.00	0.00	0.00	Points Total
Points	0	0	0	0	0	0	0	0	0

Copetake	Oscar								
	50m Backstroke	50m Breaststroke	50m Butterfly	50m Freestyle	100m IM	100m Backstroke	100m Breaststroke	100m Freestyle	
PB	00:48.14	00:53.43	00:46.46	00:34.00	01:36.29	01:28.64	01:52.62	01:19.44	
Current Time	00:00.00	00:00.00	00:46.91	00:00.00	00:00.00	DQ 6.3	02:10.00	00:00.00	
Difference	0.00	0.00	0.45	0.00	0.00	-	17.38	0.00	Points Total
Points	0	0	3	0	0	-	0	0	3

Toby	Tanton	New to Group							
	50m Backstroke	50m Breaststroke	50m Butterfly	50m Freestyle	100m IM	100m Backstroke	100m Breaststroke	100m Freestyle	
PB	00:45.27	00:56.22	00:47.11	00:35.05	00:00.00	00:00.00	00:00.00	00:00.00	
Current Time	00:00.00	00:00.00	00:51.32	00:00.00	00:00.00	01:32.50	02:06.53	00:00.00	
Difference	0.00	0.00	4.21	0.00	0.00	92.50	126.53	0.00	Points Total
Points	0	0	0	0	0	5	5	0	10



Boys League Table - June

Ranking	Group	Surname	First Name	Points Total
1	G1	Simpson	James	110
2	G1	McCullough	Ben	107
3	G2	McCullough	William	105
4	G2	Mirzoyam	Alex	100
5	G1	Jennings	Jamie	96
6	G3	Copestake	Oscar	86
7	G2	Jennings	Morgan	84
8	G2	Hague	Matthew	83
9	G2	Rothwell	Noah	81
10	G1	Brooks	Bradley	76
11	G4	Wolowacz	Jack	71
12	G2	Johnson	James	68
13	G2	Gill	Evan	63
14	G2	Meats	Nathan	60
15	G1	Simpson	Thomas	58
16	G1	Beard	Atticus	55
17	G2	Tombs	Stanley	50
18	G3	Toby	Tanton	48
19	G3	Beaty	Kristian	45
20	G1	Woodham	Daniel	43
21	G2	Hague	Thomas	40
22	G2	Morley	James	30
23	G2	Kelly	Euan	25
24	G1	Martin	Joseph	20
25	G3	Beaty	Max	20
26	G1	Bradshaw	Alex	15
27	G1	Manion	Patrick	15
28	G1	Clarke	Sammy	15
29	G1	Locke	Sam	15
30	G4	Brierley	Calum	15
31	G2	Townley	Jacob	10
32	G2	Brierley	Jack	10
33	G1	Steiger	Ethan	0



Result Sheet Key

	Bronze Award Time
	Silver Award Time
	Gold Award Time
	Platinum Award Time
	Promotion Time Achieved
	Disqualification * Indicates Rule Code
	New Club Record

Award Times

Event	Stroke	Bronze	Silver	Gold	Platinum
50m	Freestyle	39.9	35.7	31.9	
50m	Backstroke	45.2	41.2	37.2	
50m	Breaststroke	50.2	45.8	41.7	
50m	Butterfly	48	43.7	39.7	
100m	Freestyle	85.9	75.3	65.8	63.6
100m	Backstroke	97.7	87	77.4	72.1
100m	Breaststroke	108.9	97.5	87	80.9
100m	Butterfly	106.3	94.6	84	69.7
100m	IM	106.6	94.6	83.9	
200m	Freestyle	185.7	136.4	134.3	
200m	Backstroke	203.1	179.1	160.1	156.1
200m	Breaststroke	228.6	204.2	188.5	184.2
200m	Butterfly	217.8	198.6	182.8	169.7
200m	IM	235.1	202.3	175	158.4

Promotion Times

Event	Stroke	Group 2	Group 3	Group 4
25m	Freestyle	23		
25m	Backstroke	26		
25m	Breaststroke	27.5		
25m	Butterfly	26	22.5	
50m	Freestyle		39.9	
50m	Backstroke		46.2	
50m	Breaststroke		50.2	
50m	Butterfly			43.7
100m	IM		106.6	94.6
100m	Freestyle			75.3
100m	Backstroke			87
100m	Breaststroke			97.5



Results - June - Boys - GROUP 1

Beard	Atticus					
	25m Backstroke	25m Breaststroke	25m Butterfly	25m Freestyle	100m IM	
PB	00:33.60	00:39.91	00:33.17	00:27.16	00:00.00	
Current Time	00:33.66	00:33.84	00:00.00	00:00.00	02:36.84	
Difference	0.06	-6.07	0.00	0.00	156.84	Points Total
Points	5	10	0	0	5	20

Bradshaw	Alex					
	25m Backstroke	25m Breaststroke	25m Butterfly	25m Freestyle	100m IM	
PB	00:29.76	00:00.00	00:00.00	00:29.47	02:40.27	
Current Time	00:00.00	00:00.00	00:00.00	00:00.00	00:00.00	
Difference	0.00	0.00	0.00	0.00	0.00	Points Total
Points	0	0	0	0	0	0

Brooks	Bradley					
	25m Backstroke	25m Breaststroke	25m Butterfly	25m Freestyle	100m IM	
PB	00:28.28	00:33.71	00:34.68	00:22.32	02:24.15	
Current Time	00:29.32	00:40.69	00:00.00	00:00.00	02:37.06	
Difference	1.04	6.98	0.00	0.00	12.92	Points Total
Points	2	0	0	0	0	2

Manion	Patrick					
	25m Backstroke	25m Breaststroke	25m Butterfly	25m Freestyle	100m IM	
PB	00:26.15	00:30.86	00:31.16	00:21.50	00:00.00	
Current Time	00:28.22	00:27.78	00:00.00	00:00.00	02:20.26	
Difference	2.07	-3.08	0.00	0.00	140.26	Points Total
Points	1	10	0	0	5	16

McCullough	Ben					
	25m Backstroke	25m Breaststroke	25m Butterfly	25m Freestyle	100m IM	
PB	00:24.55	00:29.95	00:26.58	00:23.16	02:32.78	
Current Time	00:25.28	00:27.05	00:00.00	00:00.00	02:08.95	
Difference	0.73	-2.89	0.00	0.00	-23.84	Points Total
Points	3	10	0	0	10	23



Simpson	James					
	25m Backstroke	25m Breaststroke	Promoted to Group 2			
			25m Butterfly	25m Freestyle	100m IM	
PB	00:26.08	00:29.86	00:30.24	00:21.42	00:00.00	
Current Time	00:23.87	00:25.98	00:00.00	00:00.00	02:07.95	
Difference	-2.20	-3.88	0.00	0.00	127.96	Points Total
Points	10	10	0	0	5	25

Simpson	Thomas					
	25m Backstroke	25m Breaststroke	25m Butterfly	25m Freestyle	100m IM	
PB	00:26.46	00:28.51	00:35.61	00:22.44	02:29.22	
Current Time	00:00.00	00:00.00	00:00.00	00:00.00	00:00.00	
Difference	0.00	0.00	0.00	0.00	0.00	Points Total
Points	0	0	0	0	0	0

Steiger	Ethan					
	25m Backstroke	25m Breaststroke	25m Butterfly	25m Freestyle	100m IM	
PB	00:47.70	00:52.80	00:00.00	00:51.79	00:00.00	
Current Time	00:00.00	00:00.00	00:00.00	00:00.00	00:00.00	
Difference	0.00	0.00	0.00	0.00	0.00	Points Total
Points	0	0	0	0	0	0

Woodham	Daniel					
	25m Backstroke	25m Breaststroke	25m Butterfly	25m Freestyle	100m IM	
PB	00:28.36	00:28.78	00:34.36	00:25.94	00:00.00	
Current Time	00:27.92	00:29.01	00:00.00	00:00.00	02:30.22	
Difference	-0.44	0.23	0.00	0.00	150.22	Points Total
Points	8	3	0	0	5	16

Clarke	Sammy					
	25m Backstroke	25m Breaststroke	25m Butterfly	25m Freestyle	100m IM	
PB	00:00.00	00:44.02	00:48.89	00:29.31	00:00.00	
Current Time	00:00.00	00:00.00	00:00.00	00:00.00	00:00.00	
Difference	0.00	0.00	0.00	0.00	0.00	Points Total
Points	0	0	0	0	0	0



Jennings	Jamie					
	25m Backstroke	25m Breaststroke	25m Butterfly	25m Freestyle	100m IM	
PB	00:30.70	00:48.65	00:36.53	00:25.30	00:00.00	
Current Time	00:30.98	00:41.93	00:00.00	00:00.00	02:54.17	
Difference	0.28	-6.71	0.00	0.00	174.17	Points Total
Points	3	10	0	0	5	18

Martin	Joseph					
	25m Backstroke	25m Breaststroke	25m Butterfly	25m Freestyle	100m IM	
PB	00:30.65	00:34.70	00:34.85	00:26.02	00:00.00	
Current Time	00:00.00	00:00.00	00:00.00	00:00.00	00:00.00	
Difference	0.00	0.00	0.00	0.00	0.00	Points Total
Points	0	0	0	0	0	0

Locke	Sam					
	25m Backstroke	25m Breaststroke	25m Butterfly	25m Freestyle	100m IM	
PB	00:33.57	00:39.61	00:44.72	00:00.00	00:00.00	
Current Time	00:00.00	00:00.00	00:00.00	00:00.00	00:00.00	
Difference	0.00	0.00	0.00	0.00	0.00	Points Total
Points	0	0	0	0	0	0

Meats	Nathan	Should be swimming in Group 2				
	25m Backstroke	25m Breaststroke	25m Butterfly	25m Freestyle	100m IM	
PB	00:24.97	00:26.92	00:29.56	00:22.24	00:00.00	
Current Time	00:23.41	00:25.54	00:00.00	00:00.00	DNF	
Difference	-1.56	-1.38	0.00	0.00	-	Points Total
Points	10	10	0	0	-	20



Results - June - Boys - GROUP 2

Gill	Evan						
	50m Backstroke	50m Breaststroke	25m Butterfly	50m Freestyle	100m IM	50m Fly	
PB	00:51.67	00:52.16	00:23.22	00:44.90	01:57.93	00:48.78	
Current Time	00:50.67	00:54.68	00:00.00	00:00.00	00:00.00	01:05.44	
Difference	-1.01	2.52	0.00	0.00	0.00	16.66	Points Total
Points	10	0	0	0	0	0	10

Hague	Matthew						
	50m Backstroke	50m Breaststroke	25m Butterfly	50m Freestyle	100m IM	50m Fly	
PB	00:48.72	00:56.30	00:24.69	00:42.54	01:59.78	00:47.11	
Current Time	00:49.89	00:56.55	00:00.00	00:00.00	00:00.00	01:00.60	
Difference	1.17	0.25	0.00	0.00	0.00	13.49	Points Total
Points	2	3	0	0	0	0	5

Hague	Thomas						
	50m Backstroke	50m Breaststroke	25m Butterfly	50m Freestyle	100m IM	50m Fly	
PB	00:49.53	00:56.34	00:29.44	00:37.61	01:47.08	00:00.00	
Current Time	00:00.00	00:00.00	00:00.00	00:00.00	00:00.00	00:00.00	
Difference	0.00	0.00	0.00	0.00	0.00	0.00	Points Total
Points	0	0	0	0	0	0	0

Jennings	Morgan						
	50m Backstroke	50m Breaststroke	25m Butterfly	50m Freestyle	100m IM	50m Fly	
PB	00:48.52	00:51.22	00:22.20	00:41.53	01:45.37	00:55.66	
Current Time	00:47.87	00:54.38	00:00.00	00:00.00	00:00.00	00:49.81	
Difference	-0.65	3.15	0.00	0.00	0.00	-5.85	Points Total
Points	8	0	0	0	0	10	18

McCollough	William						
	50m Backstroke	50m Breaststroke	25m Butterfly	50m Freestyle	100m IM	50m Fly	
PB	00:54.53	00:58.07	00:24.60	00:45.19	01:54.74	00:57.82	
Current Time	00:52.22	00:57.86	00:00.00	00:00.00	00:00.00	00:54.13	
Difference	-2.31	-0.21	0.00	0.00	0.00	-3.69	Points Total
Points	10	8	0	0	0	10	28



Glossop Amateur Swimming Club Pointscore 2018

Rothwell	Noah	New to Group					
	50m Backstroke	50m Breaststroke	25m Butterfly	50m Freestyle	100m IM	50m Fly	
PB	00:54.22	01:03.52	00:27.33	00:49.66	02:02.50	01:14.99	
Current Time	00:00.00	00:00.00	00:00.00	00:00.00	00:00.00	00:00.00	
Difference	0.00	0.00	0.00	0.00	0.00	0.00	Points Total
Points	0	0	0	0	0	0	0

Mirzoyan	Alex	New to Group					
	50m Backstroke	50m Breaststroke	25m Butterfly	50m Freestyle	100m IM	50m Fly	
PB	00:54.88	00:57.58	00:28.03	00:50.50	02:09.55	00:00.00	
Current Time	00:51.85	DQ 7.3	00:00.00	00:00.00	00:00.00	01:07.44	
Difference	-3.03	-	0.00	0.00	0.00	67.44	Points Total
Points	10	-	0	0	0	5	15

Morley	James	New to Group					
	50m Backstroke	50m Breaststroke	25m Butterfly	50m Freestyle	100m IM	50m Fly	
PB	01:06.41	00:00.00	00:36.11	00:50.49	00:00.00	00:00.00	
Current Time	00:00.00	00:00.00	00:00.00	00:00.00	00:00.00	00:00.00	
Difference	0.00	0.00	0.00	0.00	0.00	0.00	Points Total
Points	0	0	0	0	0	0	0

Tombs	Stanley	New to Group					
	50m Backstroke	50m Breaststroke	25m Butterfly	50m Freestyle	100m IM	50m Fly	
PB	00:00.00	00:00.00	00:27.61	00:46.32	02:07.81	00:00.00	
Current Time	00:00.00	00:00.00	00:00.00	00:00.00	00:00.00	00:00.00	
Difference	0.00	0.00	0.00	0.00	0.00	0.00	Points Total
Points	0	0	0	0	0	0	0

Meats	Nathan	New to Group					
	50m Backstroke	50m Breaststroke	25m Butterfly	50m Freestyle	100m IM	50m Fly	
PB	00:00.00	00:00.00	00:29.56	00:00.00	00:00.00	00:00.00	
Current Time	00:00.00	00:00.00	00:00.00	00:00.00	00:00.00	00:00.00	
Difference	0.00	0.00	0.00	0.00	0.00	0.00	Points Total
Points	0	0	0	0	0	0	0



Glossop Amateur Swimming Club Pointscore 2018

Townley	Jacob	New to Group					
	50m Backstroke	50m Breaststroke	25m Butterfly	50m Freestyle	100m IM	50m Fly	
PB	00:00.00	00:00.00	00:30.60	00:00.00	00:00.00	00:00.00	
Current Time	00:00.00	00:00.00	00:00.00	00:00.00	00:00.00	00:00.00	
Difference	0.00	0.00	0.00	0.00	0.00	0.00	Points Total
Points	0	0	0	0	0	0	0

Johnson	James	New to Group					
	50m Backstroke	50m Breaststroke	25m Butterfly	50m Freestyle	100m IM	50m Fly	
PB	00:00.00	00:00.00	00:27.53	00:00.00	00:00.00	00:00.00	
Current Time	00:57.68	00:58.99	00:00.00	00:00.00	00:00.00	DQ 8.2	
Difference	57.69	58.99	0.00	0.00	0.00	-	Points Total
Points	5	5	0	0	0	-	10

Kelly	Euan	New to Group					
	50m Backstroke	50m Breaststroke	25m Butterfly	50m Freestyle	100m IM	50m Fly	
PB	00:54.80	01:07.11	00:31.02	00:49.22	00:00.00	00:00.00	
Current Time	00:41.57	00:50.26	00:00.00	00:00.00	00:00.00	00:43.65	
Difference	-13.23	-16.85	0.00	0.00	0.00	43.65	Points Total
Points	10	10	0	0	0	5	25

Brierley	Jack	New to Group					
	50m Backstroke	50m Breaststroke	25m Butterfly	50m Freestyle	100m IM	50m Fly	
PB	00:00.00	00:00.00	00:22.54	00:00.00	00:00.00	00:00.00	
Current Time	00:00.00	00:00.00	00:00.00	00:00.00	00:00.00	00:00.00	
Difference	0.00	0.00	0.00	0.00	0.00	0.00	Points Total
Points	0	0	0	0	0	0	0



Results - June - Boys - GROUP 3

Beaty	Max								
	50m Backstroke	50m Breaststroke	50m Butterfly	50m Freestyle	100m IM	100m Backstroke	100m Breaststroke	100m Freestyle	
PB	00:39.70	00:00.00	00:00.00	00:35.54	00:00.00	01:24.67	00:00.00	01:07.77	
Current Time	00:00.00	00:00.00	00:00.00	00:00.00	00:00.00	00:00.00	00:00.00	00:00.00	
Difference	0.00	0.00	0.00	0.00	0.00	0.00	0.00	0.00	Points Total
Points	0	0	0	0	0	0	0	0	0

Beaty	Kristian								
	50m Backstroke	50m Breaststroke	50m Butterfly	50m Freestyle	100m IM	100m Backstroke	100m Breaststroke	100m Freestyle	
PB	00:41.48	01:09.64	00:47.27	00:36.51	01:46.00	00:00.00	00:00.00	01:25.89	
Current Time	00:00.00	00:00.00	00:00.00	00:00.00	00:00.00	00:00.00	00:00.00	00:00.00	
Difference	0.00	0.00	0.00	0.00	0.00	0.00	0.00	0.00	Points Total
Points	0	0	0	0	0	0	0	0	0

Copestake	Oscar								
	50m Backstroke	50m Breaststroke	50m Butterfly	50m Freestyle	100m IM	100m Backstroke	100m Breaststroke	100m Freestyle	
PB	00:48.14	00:55.62	00:46.46	00:34.00	01:36.29	01:28.64	01:52.62	01:19.82	
Current Time	00:00.00	00:53.43	00:00.00	00:00.00	01:36.89	00:00.00	00:00.00	01:19.44	
Difference	0.00	-2.19	0.00	0.00	0.60	0.00	0.00	-0.38	Points Total
Points	0	10	0	0	3	0	0	8	21



Boys League Table - May

Ranking	Group	Surname	First Name	Points Total
1	G1	McCullough	Ben	86
2	G2	Mirzoyam	Alex	85
3	G2	Rothwell	Noah	81
4	G1	Simpson	James	80
5	G2	Hague	Matthew	78
6	G2	McCullough	William	77
7		Wolowacz	Jack	71
8	G1	Jennings	Jamie	68
9	G2	Jennings	Morgan	66
10	G3	Copestake	Oscar	65
11	G1	Brooks	Bradley	64
12	G2	Toby	Tanton	63
13	G1	Simpson	Thomas	58
14	G2	Johnson	James	58
15	G2	Gill	Evan	53
16	G2	Tombs	Stanley	50
17	G3	Beaty	Kristian	45
18	G1	Woodham	Daniel	43
19	G2	Hague	Thomas	40
20	G2	Meats	Nathan	40
21	G1	Beard	Atticus	35
22	G2	Morley	James	30
23	G1	Martin	Joseph	20
24	G3	Beaty	Max	20
25	G1	Bradshaw	Alex	15
26	G1	Manion	Patrick	15
27	G1	Clarke	Sammy	15
28	G1	Locke	Sam	15
29		Brierley	Calum	15
30	G1	Brierley	Jack	10
31	G2	Townley	Jacob	10
32	G1	Steiger	Ethan	0



Result Sheet Key

- Bronze Award Time
- Silver Award Time
- Gold Award Time
- Platinum Award Time
- Promotion Time Achieved
- * Disqualification * Indicates Rule Code
- New Club Record

Award Times

Event	Stroke	Bronze	Silver	Gold	Platinum
50m	Freestyle	39.9	35.7	31.9	
50m	Backstroke	45.2	41.2	37.2	
50m	Breaststroke	50.2	45.8	41.7	
50m	Butterfly	48	43.7	39.7	
100m	Freestyle	85.9	75.3	65.8	63.6
100m	Backstroke	97.7	87	77.4	72.1
100m	Breaststroke	108.9	97.5	87	80.9
100m	Butterfly	106.3	94.6	84	69.7
100m	IM	106.6	94.6	83.9	
200m	Freestyle	185.7	158.7	136.4	134.3
200m	Backstroke	203.1	179.1	160.1	156.1
200m	Breaststroke	228.6	204.2	188.5	184.2
200m	Butterfly	217.8	198.6	182.8	169.7
200m	IM	235.1	202.3	175	158.4

Promotion Times

Event	Stroke	Group 2	Group 3	Group 4
25m	Freestyle	23		
25m	Backstroke	26		
25m	Breaststroke	27.5		
25m	Butterfly	26	22.5	
50m	Freestyle		39.9	
50m	Backstroke		46.2	
50m	Breaststroke		50.2	
50m	Butterfly			43.7
100m	IM		106.6	94.6
100m	Freestyle			75.3
100m	Backstroke			87
100m	Breaststroke			97.5



Results - May - Boys - GROUP 1

Beard	Atticus					
	25m Backstroke	25m Breaststroke	25m Butterfly	25m Freestyle	100m IM	
PB	00:33.60	00:39.91	00:00.00	00:34.28	00:00.00	
Current Time	00:37.96	00:00.00	00:33.17	00:27.16	00:00.00	
Difference	4.37	0.00	33.17	-7.13	0.00	Points Total
Points	0	0	5	10	0	15

Bradshaw	Alex					
	25m Backstroke	25m Breaststroke	25m Butterfly	25m Freestyle	100m IM	
PB	00:29.76	00:00.00	00:00.00	00:29.47	02:40.27	
Current Time	00:00.00	00:00.00	00:00.00	00:00.00	00:00.00	
Difference	0.00	0.00	0.00	0.00	0.00	Points Total
Points	0	0	0	0	0	0

Brooks	Bradley					
	25m Backstroke	25m Breaststroke	25m Butterfly	25m Freestyle	100m IM	
PB	00:28.28	00:33.71	00:34.68	00:24.28	02:24.15	
Current Time	00:30.22	00:00.00	00:00.00	00:22.32	00:00.00	
Difference	1.94	0.00	0.00	-1.97	0.00	Points Total
Points	2	0	0	10	0	12

Manion	Patrick					
	25m Backstroke	25m Breaststroke	25m Butterfly	25m Freestyle	100m IM	
PB	00:26.15	00:30.86	00:31.16	00:21.50	00:00.00	
Current Time	00:00.00	00:00.00	00:00.00	00:00.00	00:00.00	
Difference	0.00	0.00	0.00	0.00	0.00	Points Total
Points	0	0	0	0	0	0



McCollough	Ben					
	25m Backstroke	25m Breaststroke	25m Butterfly	25m Freestyle	100m IM	
PB	00:24.55	00:29.95	00:26.77	00:24.17	02:32.78	
Current Time	00:25.25	00:00.00	00:26.58	00:23.16	00:00.00	
Difference	0.70	0.00	-0.19	-1.01	0.00	Points Total
Points	3	0	8	10	0	21

Simpson	James					
	25m Backstroke	25m Breaststroke	25m Butterfly	25m Freestyle	100m IM	
PB	00:29.06	00:29.86	00:32.97	00:24.63	00:00.00	
Current Time	00:26.08	00:00.00	00:30.24	00:21.42	00:00.00	
Difference	-2.99	0.00	-2.73	-3.21	0.00	Points Total
Points	10	0	10	10	0	30

Simpson	Thomas					
	25m Backstroke	25m Breaststroke	25m Butterfly	25m Freestyle	100m IM	
PB	00:26.46	00:28.51	00:35.61	00:22.44	02:29.22	
Current Time	00:00.00	00:00.00	00:00.00	00:00.00	00:00.00	
Difference	0.00	0.00	0.00	0.00	0.00	Points Total
Points	0	0	0	0	0	0

Steiger	Ethan					
	25m Backstroke	25m Breaststroke	25m Butterfly	25m Freestyle	100m IM	
PB	00:47.70	00:52.80	00:00.00	00:51.79	00:00.00	
Current Time	00:00.00	00:00.00	00:00.00	00:00.00	00:00.00	
Difference	0.00	0.00	0.00	0.00	0.00	Points Total
Points	0	0	0	0	0	0

Woodham	Daniel					
	25m Backstroke	25m Breaststroke	25m Butterfly	25m Freestyle	100m IM	
PB	00:28.36	00:28.78	00:34.36	00:25.94	00:00.00	
Current Time	00:00.00	00:00.00	00:00.00	00:00.00	00:00.00	
Difference	0.00	0.00	0.00	0.00	0.00	Points Total
Points	0	0	0	0	0	0



Clarke	Sammy					
	25m Backstroke	25m Breaststroke	25m Butterfly	25m Freestyle	100m IM	
PB	00:00.00	00:44.02	00:48.89	00:29.31	00:00.00	
Current Time	00:00.00	00:00.00	00:00.00	00:00.00	00:00.00	
Difference	0.00	0.00	0.00	0.00	0.00	Points Total
Points	0	0	0	0	0	0

Jennings	Jamie					
	25m Backstroke	25m Breaststroke	25m Butterfly	25m Freestyle	100m IM	
PB	00:32.17	00:48.65	00:40.46	00:25.75	00:00.00	
Current Time	00:30.70	00:00.00	00:36.53	00:25.30	00:00.00	
Difference	-1.47	0.00	-3.93	-0.45	0.00	Points Total
Points	10	0	10	8	0	28

Martin	Joseph					
	25m Backstroke	25m Breaststroke	25m Butterfly	25m Freestyle	100m IM	
PB	00:30.65	00:34.70	00:34.85	00:26.02	00:00.00	
Current Time	00:00.00	00:00.00	00:00.00	00:00.00	00:00.00	
Difference	0.00	0.00	0.00	0.00	0.00	Points Total
Points	0	0	0	0	0	0

Locke	Sam					
	25m Backstroke	25m Breaststroke	25m Butterfly	25m Freestyle	100m IM	
PB	00:33.57	00:39.61	00:44.72	00:00.00	00:00.00	
Current Time	00:00.00	00:00.00	00:00.00	00:00.00	00:00.00	
Difference	0.00	0.00	0.00	0.00	0.00	Points Total
Points	0	0	0	0	0	0

Brierley	Jack	New to Group	Promoted to Group 2		
	25m Backstroke	25m Breaststroke	25m Butterfly	25m Freestyle	100m IM
PB	00:00.00	00:00.00	00:00.00	00:00.00	00:00.00
Current Time	DQ-6.6	00:00.00	00:22.54	00:17.71	00:00.00
Difference	-	0.00	22.54	17.72	0.00
Points	-	0	5	5	0
					Points Total
					10



Results - May - Boys - GROUP 2

Gill	Evan						
	50m Backstroke	50m Breaststroke	25m Butterfly	50m Freestyle	100m IM	50m Fly	
PB	00:51.67	00:53.50	00:23.22	00:44.90	00:00.00	00:48.78	
Current Time	00:00.00	00:52.16	00:00.00	00:45.10	01:57.93	00:00.00	
Difference	0.00	-1.34	0.00	0.19	117.93	0.00	Points Total
Points	0	10	0	3	5	0	18

Hague	Matthew						
	50m Backstroke	50m Breaststroke	25m Butterfly	50m Freestyle	100m IM	50m Fly	
PB	00:48.72	00:59.52	00:24.69	00:42.54	02:04.63	01:09.19	
Current Time	00:00.00	00:56.30	00:00.00	00:44.80	01:59.78	00:00.00	
Difference	0.00	-3.22	0.00	2.26	-4.85	0.00	Points Total
Points	0	10	0	0	10	0	20

Hague	Thomas						
	50m Backstroke	50m Breaststroke	25m Butterfly	50m Freestyle	100m IM	50m Fly	
PB	00:49.53	00:56.34	00:29.44	00:37.61	01:47.08	00:00.00	
Current Time	00:00.00	00:00.00	00:00.00	00:00.00	00:00.00	00:00.00	
Difference	0.00	0.00	0.00	0.00	0.00	0.00	Points Total
Points	0	0	0	0	0	0	0

Jennings	Morgan						
	50m Backstroke	50m Breaststroke	25m Butterfly	50m Freestyle	100m IM	50m Fly	
PB	00:48.52	00:55.62	00:22.20	00:43.77	01:57.32	00:55.66	
Current Time	00:00.00	00:51.22	00:00.00	00:41.53	01:45.37	00:00.00	
Difference	0.00	-4.40	0.00	-2.24	-11.95	0.00	Points Total
Points	0	10	0	10	10	0	30

McCullough	William						
	50m Backstroke	50m Breaststroke	25m Butterfly	50m Freestyle	100m IM	50m Fly	
PB	00:54.53	00:59.69	00:24.60	00:45.19	01:54.74	00:57.82	
Current Time	00:00.00	00:58.07	00:00.00	00:47.69	01:56.52	00:00.00	
Difference	0.00	-1.62	0.00	2.50	1.78	0.00	Points Total
Points	0	10	0	0	2	0	12



Glossop Amateur Swimming Club Pointscore 2018

Rothwell	Noah						
	50m Backstroke	50m Breaststroke	25m Butterfly	50m Freestyle	100m IM	50m Fly	
PB	00:54.22	01:07.28	00:27.33	00:49.66	02:08.86	01:14.99	
Current Time	00:00.00	01:03.52	00:00.00	00:50.19	02:02.50	00:00.00	
Difference	0.00	-3.76	0.00	0.53	-6.36	0.00	Points Total
Points	0	10	0	3	10	0	23

Mirzoyan	Alex						
	50m Backstroke	50m Breaststroke	25m Butterfly	50m Freestyle	100m IM	50m Fly	
PB	00:54.88	00:00.00	00:28.03	00:53.27	02:09.55	00:00.00	
Current Time	00:00.00	00:57.58	00:00.00	00:50.50	DQ-8.4 (Fly)	00:00.00	
Difference	0.00	57.58	0.00	-2.77	-	0.00	Points Total
Points	0	5	0	10	-	0	15

Morley	James						
	50m Backstroke	50m Breaststroke	25m Butterfly	50m Freestyle	100m IM	50m Fly	
PB	01:06.41	00:00.00	00:36.11	00:50.49	00:00.00	00:00.00	
Current Time	00:00.00	00:00.00	00:00.00	00:00.00	00:00.00	00:00.00	
Difference	0.00	0.00	0.00	0.00	0.00	0.00	Points Total
Points	0	0	0	0	0	0	0

Tombs	Stanley						
	50m Backstroke	50m Breaststroke	25m Butterfly	50m Freestyle	100m IM	50m Fly	
PB	00:00.00	00:00.00	00:27.61	00:48.83	02:07.81	00:00.00	
Current Time	00:00.00	01:10.16	00:00.00	00:46.32	02:06.09	00:00.00	
Difference	0.00	DQ - 7.3	0.00	-2.51	DQ-8.3 (Fly)	0.00	Points Total
Points	0	-	0	10	-	0	10



Results - April - Boys - GROUP 3

Beaty	Max								
	50m Backstroke	50m Breaststroke	50m Butterfly	50m Freestyle	100m IM	100m Backstroke	100m Breaststroke	100m Freestyle	
PB	00:39.70	00:00.00	00:00.00	00:35.54	00:00.00	01:24.67	00:00.00	01:07.77	
Current Time	00:00.00	00:00.00	00:00.00	00:00.00	00:00.00	00:00.00	00:00.00	00:00.00	
Difference	0.00	0.00	0.00	0.00	0.00	0.00	0.00	0.00	Points Total
Points	0	0	0	0	0	0	0	0	0

Beaty	Kristian								
	50m Backstroke	50m Breaststroke	50m Butterfly	50m Freestyle	100m IM	100m Backstroke	100m Breaststroke	100m Freestyle	
PB	00:41.48	01:09.64	00:47.27	00:36.51	01:46.00	00:00.00	00:00.00	01:25.89	
Current Time	00:00.00	00:00.00	00:00.00	00:00.00	00:00.00	00:00.00	00:00.00	00:00.00	
Difference	0.00	0.00	0.00	0.00	0.00	0.00	0.00	0.00	Points Total
Points	0	0	0	0	0	0	0	0	0

Copetake	Oscar								
	50m Backstroke	50m Breaststroke	50m Butterfly	50m Freestyle	100m IM	100m Backstroke	100m Breaststroke	100m Freestyle	
PB	00:48.72	00:00.00	00:46.46	00:48.05	01:36.29	00:00.00	00:00.00	01:19.82	
Current Time	00:00.00	00:00.00	00:00.00	00:34.00	00:00.00	01:28.64	01:52.62	00:00.00	
Difference	0.00	0.00	0.00	-14.05	0.00	88.64	112.62	0.00	Points Total
Points	0	0	0	10	0	5	5	0	20



Results - May - Boys - GROUP 4

Wolowacz	Jack													
	50m Backstroke	50m Breaststroke	50m Butterfly	50m Freestyle	200m IM	100m Backstroke	100m Breaststroke	100m Butterfly	100m Freestyle	200m Backstroke	200m Breaststroke	200m Freestyle	100m IM	
PB	00:00.00	00:45.49	00:40.17	00:41.78	00:00.00	01:27.83	01:38.48	01:53.49	01:10.81	00:00.00	03:28.16	02:45.45	01:22.83	
Current Time	00:00.00	00:00.00	00:00.00	00:30.42	00:00.00	00:00.00	00:00.00	01:44.28	00:00.00	DQ 8.4	00:00.00	00:00.00	00:00.00	Points Total
Difference	0.00	0.00	0.00	-11.36	0.00	0.00	0.00	-9.21	0.00	-	0.00	0.00	0.00	
Points	0	0	0	10	0	0	0	10	0	-	0	0	0	20

Brierley	Calum	New to Group												
	50m Backstroke	50m Breaststroke	50m Butterfly	50m Freestyle	200m IM	100m Backstroke	100m Breaststroke	100m Butterfly	100m Freestyle	200m Backstroke	200m Breaststroke	200m Freestyle	100m IM	
PB	00:00.00	00:00.00	00:00.00	00:00.00	00:00.00	00:00.00	00:00.00	00:00.00	00:00.00	00:00.00	00:00.00	00:00.00	00:00.00	
Current Time	00:00.00	00:00.00	00:00.00	00:31.34	00:00.00	00:00.00	00:00.00	01:22.30	00:00.00	02:48.21	00:00.00	00:00.00	00:00.00	Points Total
Difference	0.00	0.00	0.00	31.35	0.00	0.00	0.00	82.30	0.00	168.22	0.00	0.00	0.00	
Points	0	0	0	5	0	0	0	5	0	5	0	0	0	15



Boys League Table - April

Ranking	Group	Surname	First Name	Points Total
1	G2	Mirzoyam	Alex	70
2	G1	McCullough	Ben	65
3	G2	McCullough	William	65
4	G1	Johnson	James	58
5	G1	Simpson	Thomas	58
6	G2	Hague	Matthew	58
7	G2	Rothwell	Noah	58
8	G1	Brooks	Bradley	52
9	G1	Simpson	James	50
10	G2	Tombs	Stanley	50
11	G2	Toby	Tanton	48
12	G3	Beaty	Kristian	45
13	G3	Copestake	Oscar	45
14	G1	Woodham	Daniel	43
15	G1	Jennings	Jamie	40
16	G1	Meats	Nathan	40
17	G2	Hague	Thomas	40
18	G2	Jennings	Morgan	36
19	G2	Gill	Evan	35
20	G2	Morley	James	30
21	G1	Beard	Atticus	20
22	G1	Martin	Joseph	20
23	G3	Beaty	Max	20
24	G1	Bradshaw	Alex	15
25	G1	Manion	Patrick	15
26	G1	Clarke	Sammy	15
27	G1	Locke	Sam	15
28	G1	Townley	Jacob	10
29	G4	Wolowacz	Jack	10
30	G1	Steiger	Ethan	0



Result Sheet Key

- Bronze Award Time
- Silver Award Time
- Gold Award Time
- Platinum Award Time
- Promotion Time Achieved
- * Disqualification * Indicates Rule Code
- New Club Record

Award Times

Event	Stroke	Bronze	Silver	Gold	Platinum
50m	Freestyle	39.9	35.7	31.9	
50m	Backstroke	45.2	41.2	37.2	
50m	Breaststroke	50.2	45.8	41.7	
50m	Butterfly	48	43.7	39.7	
100m	Freestyle	85.9	75.3	65.8	63.6
100m	Backstroke	97.7	87	77.4	72.1
100m	Breaststroke	108.9	97.5	87	80.9
100m	Butterfly	106.3	94.6	84	69.7
100m	IM	106.6	94.6	83.9	
200m	Freestyle	185.7	158.7	136.4	134.3
200m	Backstroke	203.1	179.1	160.1	156.1
200m	Breaststroke	228.6	204.2	188.5	184.2
200m	Butterfly	217.8	198.6	182.8	169.7
200m	IM	235.1	202.3	175	158.4

Promotion Times

Event	Stroke	Group 2	Group 3	Group 4
25m	Freestyle	23		
25m	Backstroke	26		
25m	Breaststroke	27.5		
25m	Butterfly	26	22.5	
50m	Freestyle		39.9	
50m	Backstroke		46.2	
50m	Breaststroke		50.2	
50m	Butterfly			43.7
100m	IM		106.6	94.6
100m	Freestyle			75.3
100m	Backstroke			87
100m	Breaststroke			97.5



Results - April - Boys - GROUP 1

Beard	Atticus					
	25m Backstroke	25m Breaststroke	25m Butterfly	25m Freestyle	100m IM	
PB	00:33.60	00:39.91	00:00.00	00:34.28	00:00.00	
Current Time	00:00.00	00:00.00	00:00.00	00:00.00	00:00.00	
Difference	0.00	0.00	0.00	0.00	0.00	Points Total
Points	0	0	0	0	0	0

Bradshaw	Alex					
	25m Backstroke	25m Breaststroke	25m Butterfly	25m Freestyle	100m IM	
PB	00:29.76	00:00.00	00:00.00	00:29.47	02:40.27	
Current Time	00:00.00	00:00.00	00:00.00	00:00.00	00:00.00	
Difference	0.00	0.00	0.00	0.00	0.00	Points Total
Points	0	0	0	0	0	0

Brooks	Bradley					
	25m Backstroke	25m Breaststroke	25m Butterfly	25m Freestyle	100m IM	
PB	00:28.28	00:33.93	00:37.33	00:24.28	02:24.15	
Current Time	00:30.31	00:33.71	00:34.68	00:00.00	00:00.00	
Difference	2.03	-0.22	-2.64	0.00	0.00	Points Total
Points	1	8	10	0	0	19

Johnson	James					
	25m Backstroke	25m Breaststroke	25m Butterfly	25m Freestyle	100m IM	
PB	00:26.65	00:27.85	00:28.41	00:21.46	00:00.00	
Current Time	00:24.68	00:26.59	00:27.53	00:00.00	00:00.00	
Difference	-1.98	-1.27	-0.88	0.00	0.00	Points Total
Points	10	10	8	0	0	28

Manion	Patrick					
	25m Backstroke	25m Breaststroke	25m Butterfly	25m Freestyle	100m IM	
PB	00:26.15	00:30.86	00:31.16	00:21.50	00:00.00	
Current Time	00:00.00	00:00.00	00:00.00	00:00.00	00:00.00	
Difference	0.00	0.00	0.00	0.00	0.00	Points Total
Points	0	0	0	0	0	0



McCullough	Ben					
	25m Backstroke	25m Breaststroke	25m Butterfly	25m Freestyle	100m IM	
PB	00:29.08	00:30.88	00:30.15	00:24.17	02:32.78	
Current Time	00:24.55	00:29.95	00:26.77	00:00.00	00:00.00	
Difference	-4.53	-0.93	-3.38	0.00	0.00	Points Total
Points	10	8	10	0	0	28

Simpson	James					
	25m Backstroke	25m Breaststroke	25m Butterfly	25m Freestyle	100m IM	
PB	00:00.00	00:32.84	00:35.19	00:24.63	00:00.00	
Current Time	00:29.06	00:29.86	00:32.97	00:00.00	00:00.00	
Difference	29.07	-2.98	-2.23	0.00	0.00	Points Total
Points	5	10	10	0	0	25

Simpson	Thomas					
	25m Backstroke	25m Breaststroke	25m Butterfly	25m Freestyle	100m IM	
PB	00:27.53	00:30.35	00:35.61	00:22.44	02:29.22	
Current Time	00:26.46	00:28.51	00:36.50	00:00.00	00:00.00	
Difference	-1.08	-1.85	0.89	0.00	0.00	Points Total
Points	10	10	3	0	0	23

Steiger	Ethan					
	25m Backstroke	25m Breaststroke	25m Butterfly	25m Freestyle	100m IM	
PB	00:47.70	00:52.80	00:00.00	00:51.79	00:00.00	
Current Time	00:00.00	00:00.00	00:00.00	00:00.00	00:00.00	
Difference	0.00	0.00	0.00	0.00	0.00	Points Total
Points	0	0	0	0	0	0

Woodham	Daniel					
	25m Backstroke	25m Breaststroke	25m Butterfly	25m Freestyle	100m IM	
PB	00:28.36	00:28.78	00:34.90	00:25.94	00:00.00	
Current Time	00:29.81	00:29.68	00:34.36	00:00.00	00:00.00	
Difference	1.45	0.89	-0.54	0.00	0.00	Points Total
Points	2	3	8	0	0	13

Clarke	Sammy					
	25m Backstroke	25m Breaststroke	25m Butterfly	25m Freestyle	100m IM	
PB	00:00.00	00:44.02	00:48.89	00:29.31	00:00.00	
Current Time	00:00.00	00:00.00	00:00.00	00:00.00	00:00.00	
Difference	0.00	0.00	0.00	0.00	0.00	Points Total
Points	0	0	0	0	0	0



Jennings	Jamie					
	25m Backstroke	25m Breaststroke	25m Butterfly	25m Freestyle	100m IM	
PB	00:00.00	00:55.25	00:43.10	00:25.75	00:00.00	
Current Time	00:32.17	00:48.65	00:40.46	00:00.00	00:00.00	
Difference	32.17	-6.60	-2.63	0.00	0.00	Points Total
Points	5	10	10	0	0	25

Martin	Joseph					
	25m Backstroke	25m Breaststroke	25m Butterfly	25m Freestyle	100m IM	
PB	00:00.00	00:00.00	00:00.00	00:26.02	00:00.00	
Current Time	00:30.65	00:34.70	00:34.85	00:00.00	00:00.00	
Difference	30.66	34.70	34.85	0.00	0.00	Points Total
Points	5	5	5	0	0	15

Meats	Nathan	Promoted to Group 2				
	25m Backstroke	25m Breaststroke	25m Butterfly	25m Freestyle	100m IM	
PB	00:00.00	00:28.59	00:34.26	00:22.24	00:00.00	
Current Time	00:24.97	00:26.92	00:29.56	00:00.00	00:00.00	
Difference	24.97	-1.67	-4.70	0.00	0.00	Points Total
Points	5	10	10	0	0	25

Jacob	Townley	New to Group	Promoted to Group 2			
	25m Backstroke	25m Breaststroke	25m Butterfly	25m Freestyle	100m IM	
PB	00:00.00	00:00.00	00:00.00	00:00.00	00:00.00	
Current Time	00:22.53	00:26.66	DQ- 8.2	00:00.00	00:00.00	
Difference	22.53	26.66	-	0.00	0.00	Points Total
Points	5	5	-	0	0	10

Locke	Sam	New to Group				
	25m Backstroke	25m Breaststroke	25m Butterfly	25m Freestyle	100m IM	
PB	00:00.00	00:00.00	00:00.00	00:00.00	00:00.00	
Current Time	00:33.57	00:39.61	00:44.72	00:00.00	00:00.00	
Difference	33.57	39.61	44.72	0.00	0.00	Points Total
Points	5	5	5	0	0	15



Results - April - Boys - GROUP 2

Gill	Evan						
	50m Backstroke	50m Breaststroke	25m Butterfly	50m Freestyle	100m IM	50m Fly	
PB	00:51.67	00:53.50	00:23.22	00:44.90	00:00.00	00:48.78	
Current Time	DQ-10.3	00:00.00	00:28.04	DQ-10.3	00:00.00	00:00.00	
Difference	-	0.00	4.82	-	0.00	0.00	Points Total
Points	-	0	0	-	0	0	0

Hague	Matthew						
	50m Backstroke	50m Breaststroke	25m Butterfly	50m Freestyle	100m IM	50m Fly	
PB	00:48.72	00:59.52	00:24.69	00:48.05	02:04.63	01:09.19	
Current Time	00:52.63	00:00.00	00:24.84	00:42.54	00:00.00	00:00.00	
Difference	3.91	0.00	0.15	-5.51	0.00	0.00	Points Total
Points	0	0	3	10	0	0	13

Hague	Thomas						
	50m Backstroke	50m Breaststroke	25m Butterfly	50m Freestyle	100m IM	50m Fly	
PB	00:55.01	00:56.34	00:29.44	00:47.54	01:47.08	00:00.00	
Current Time	00:49.53	00:00.00	DQ-4.4	00:37.61	00:00.00	00:00.00	
Difference	-5.48	0.00	-	-9.93	0.00	0.00	Points Total
Points	10	0	-	10	0	0	20

Jennings	Morgan						
	50m Backstroke	50m Breaststroke	25m Butterfly	50m Freestyle	100m IM	50m Fly	
PB	00:49.39	00:55.62	00:24.36	00:48.53	01:57.32	00:55.66	
Current Time	00:48.52	00:00.00	00:22.20	00:43.77	00:00.00	00:00.00	
Difference	-0.87	0.00	-2.16	-4.77	0.00	0.00	Points Total
Points	8	0	10	10	0	0	28

McCullough	William						
	50m Backstroke	50m Breaststroke	25m Butterfly	50m Freestyle	100m IM	50m Fly	
PB	00:55.78	00:59.69	00:24.60	00:50.04	01:54.74	00:57.82	
Current Time	00:54.53	00:00.00	00:24.69	00:45.19	00:00.00	00:00.00	
Difference	-1.25	0.00	0.08	-4.85	0.00	0.00	Points Total
Points	10	0	5	10	0	0	25



Glossop Amateur Swimming Club Pointscore 2018

Rothwell	Noah						
	50m Backstroke	50m Breaststroke	25m Butterfly	50m Freestyle	100m IM	50m Fly	
PB	00:00.00	01:07.28	00:00.00	00:00.00	02:08.86	01:14.99	
Current Time	00:54.22	00:00.00	00:27.33	00:49.66	00:00.00	00:00.00	
Difference	54.22	0.00	27.33	49.66	0.00	0.00	Points Total
Points	5	0	5	5	0	0	15

Toby	Tanton Promoted to Group 3						
	50m Backstroke	50m Breaststroke	25m Butterfly	50m Freestyle	100m IM	50m Fly	
PB	00:46.00	00:56.22	00:23.28	00:41.33	01:37.39	00:47.11	
Current Time	00:45.27	00:00.00	00:19.19	00:35.05	00:00.00	00:00.00	
Difference	-0.74	0.00	-4.10	-6.28	0.00	0.00	Points Total
Points	8	0	10	10	0	0	28

Mirzoyan	Alex New to Group						
	50m Backstroke	50m Breaststroke	25m Butterfly	50m Freestyle	100m IM	50m Fly	
PB	00:00.00	00:00.00	00:33.15	00:00.00	02:09.55	00:00.00	
Current Time	00:54.88	00:00.00	00:28.03	00:53.27	00:00.00	00:00.00	
Difference	54.88	0.00	-5.12	53.27	0.00	0.00	Points Total
Points	5	0	10	5	0	0	20

Morley	James New to Group						
	50m Backstroke	50m Breaststroke	25m Butterfly	50m Freestyle	100m IM	50m Fly	
PB	00:00.00	00:00.00	00:36.11	00:00.00	00:00.00	00:00.00	
Current Time	01:06.41	00:00.00	DQ-8.2	00:50.49	00:00.00	00:00.00	
Difference	66.41	0.00	-	50.49	0.00	0.00	Points Total
Points	5	0	-	5	0	0	10

Tombs	Stanley New to Group						
	50m Backstroke	50m Breaststroke	25m Butterfly	50m Freestyle	100m IM	50m Fly	
PB	00:00.00	00:00.00	00:30.53	00:00.00	02:07.81	00:00.00	
Current Time	DQ-6.3	00:00.00	00:27.61	00:48.83	00:00.00	00:00.00	
Difference	-	0.00	-2.92	48.83	0.00	0.00	Points Total
Points	-	0	10	5	0	0	15



Results - April - Boys - GROUP 3

Beaty	Max								
	50m Backstroke	50m Breaststroke	50m Butterfly	50m Freestyle	100m IM	100m Backstroke	100m Breaststroke	100m Freestyle	
PB	00:39.70	00:00.00	00:00.00	00:35.54	00:00.00	01:24.67	00:00.00	01:13.74	
Current Time	00:00.00	00:00.00	DQ-8.3	00:00.00	DQ-8.3(Fly)	00:00.00	00:00.00	01:07.77	
Difference	0.00	0.00	-	0.00	-	0.00	0.00	-5.97	Points Total
Points	0	0	-	0	-	0	0	10	10

Beaty	Kristian								
	New to Group								
	50m Backstroke	50m Breaststroke	50m Butterfly	50m Freestyle	100m IM	100m Backstroke	100m Breaststroke	100m Freestyle	
PB	00:41.48	01:09.64	00:00.00	00:36.51	00:00.00	00:00.00	00:00.00	00:00.00	
Current Time	00:00.00	00:00.00	00:47.27	00:00.00	01:46.00	00:00.00	00:00.00	01:25.89	
Difference	0.00	0.00	47.27	0.00	106.00	0.00	0.00	85.89	Points Total
Points	0	0	5	0	5	0	0	5	15

Copetake	Oscar								
	New to Group								
	50m Backstroke	50m Breaststroke	50m Butterfly	50m Freestyle	100m IM	100m Backstroke	100m Breaststroke	100m Freestyle	
PB	00:00.00	00:00.00	00:00.00	00:00.00	00:00.00	00:00.00	00:00.00	00:00.00	
Current Time	00:00.00	00:00.00	00:46.46	00:00.00	01:36.29	00:00.00	00:00.00	01:19.82	
Difference	0.00	0.00	46.46	0.00	96.30	0.00	0.00	79.82	Points Total
Points	0	0	5	0	5	0	0	5	15



Results - April - Boys - GROUP 4

Wolowacz	Jack													
	50m Backstroke	50m Breaststroke	50m Butterfly	50m Freestyle	200m IM	100m Backstroke	100m Breaststroke	100m Butterfly	100m Freestyle	200m Backstroke	200m Breaststroke	200m Freestyle	100m IM	
PB	00:36.65	00:45.49	00:40.17	00:41.78	00:00.00	01:27.83	01:38.48	01:53.49	01:17.77	00:00.00	03:28.16	02:45.45	01:22.83	
Current Time	00:00.00	00:00.00	00:00.00	00:00.00	DQ-6.5(Back)	DQ-6.5.2	00:00.00	00:00.00	01:10.81	00:00.00	00:00.00	00:00.00	00:00.00	
Difference	0.00	0.00	0.00	0.00	-	-	0.00	0.00	-6.96	0.00	0.00	0.00	0.00	Points Total
Points	0	0	0	0	-	-	0	0	10	0	0	0	0	10



Boys League Table - March

Ranking	Group	Surname	First Name	Points Total
1	G1	Mirzoyam	Alex	50
2	G2	Hague	Matthew	45
3	G2	Rothwell	Noah	43
4	G2	McCullough	William	40
5	G1	McCullough	Ben	37
6	G1	Simpson	Thomas	35
7	G1	Tombs	Stanley	35
8	G2	Gill	Evan	35
9	G1	Brooks	Bradley	33
10	G1	Johnson	James	30
11	G1	Morley	James	30
12	G1	Woodham	Daniel	30
13	G2	Copstake	Oscar	30
14	G3	Beaty	Kristian	30
15	G1	Simpson	James	25
16	G1	Beard	Atticus	20
17	G2	Hague	Thomas	20
18	G2	Toby	Tanton	20
19	G1	Bradshaw	Alex	15
20	G1	Manion	Patrick	15
21	G1	Clarke	Sammy	15
22	G1	Jennings	Jamie	15
23	G1	Meats	Nathan	15
24	G3	Beaty	Max	10
25	G2	Jennings	Morgan	8
26	G1	Martin	Joseph	5
27	G1	Cubitt	Max	0
28	G1	Cubitt	Alfie	0
29	G1	Cubitt	Theo	0
30	G1	Steiger	Ethan	0
31	G4	Wolowacz	Jack	0



Result Sheet Key

	Bronze Award Time
	Silver Award Time
	Gold Award Time
	Platinum Award Time
	Promotion Time Achieved
	Disqualification * Indicates Rule Code
	New Club Record

Award Times

Event	Stroke	Bronze	Silver	Gold	Platinum
50m	Freestyle	39.9	35.7	31.9	
50m	Backstroke	45.2	41.2	37.2	
50m	Breaststroke	50.2	45.8	41.7	
50m	Butterfly	48	43.7	39.7	
100m	Freestyle	85.9	75.3	65.8	63.6
100m	Backstroke	97.7	87	77.4	72.1
100m	Breaststroke	108.9	97.5	87	80.9
100m	Butterfly	106.3	94.6	84	69.7
100m	IM	106.6	94.6	83.9	
200m	Freestyle	185.7	158.7	136.4	134.3
200m	Backstroke	203.1	179.1	160.1	156.1
200m	Breaststroke	228.6	204.2	188.5	184.2
200m	Butterfly	217.8	198.6	182.8	169.7
200m	IM	235.1	202.3	175	158.4

Promotion Times

Event	Stroke	Group 2	Group 3	Group 4
25m	Freestyle	23		
25m	Backstroke	26		
25m	Breaststroke	27.5		
25m	Butterfly	26	22.5	
50m	Freestyle		39.9	
50m	Backstroke		46.2	
50m	Breaststroke		50.2	
50m	Butterfly			43.7
100m	IM		106.6	94.6
100m	Freestyle			75.3
100m	Backstroke			87
100m	Breaststroke			97.5



Results - March - Boys - GROUP 1

Beard	Atticus					
	25m Backstroke	25m Breaststroke	25m Butterfly	25m Freestyle	100m IM	
PB	00:33.60	00:39.91	00:00.00	00:34.28	00:00.00	
Current Time	00:00.00	00:00.00	00:00.00	00:00.00	00:00.00	
Difference	0.00	0.00	0.00	0.00	0.00	Points Total
Points	0	0	0	0	0	0

Bradshaw	Alex					
	25m Backstroke	25m Breaststroke	25m Butterfly	25m Freestyle	100m IM	
PB	00:29.76	00:00.00	00:00.00	00:29.47	02:40.27	
Current Time	00:00.00	00:00.00	00:00.00	00:00.00	00:00.00	
Difference	0.00	0.00	0.00	0.00	0.00	Points Total
Points	0	0	0	0	0	0

Brooks	Bradley					
	25m Backstroke	25m Breaststroke	25m Butterfly	25m Freestyle	100m IM	
PB	00:28.28	00:35.55	00:37.33	00:24.28	02:24.15	
Current Time	00:00.00	00:33.93	00:42.18	DQ-4.4	00:00.00	
Difference	0.00	-1.62	4.85	-	0.00	Points Total
Points	0	10	0	-	0	10

Cubitt	Max					
	25m Backstroke	25m Breaststroke	25m Butterfly	25m Freestyle	100m IM	
PB	00:29.21	00:33.21	00:34.82	00:24.86	00:00.00	
Current Time	00:00.00	00:00.00	00:00.00	00:00.00	00:00.00	
Difference	0.00	0.00	0.00	0.00	0.00	Points Total
Points	0	0	0	0	0	0

Cubitt	Alfie					
	25m Backstroke	25m Breaststroke	25m Butterfly	25m Freestyle	100m IM	
PB	00:28.01	00:32.39	00:46.07	00:27.71	00:00.00	
Current Time	00:00.00	00:00.00	00:00.00	00:00.00	00:00.00	
Difference	0.00	0.00	0.00	0.00	0.00	Points Total
Points	0	0	0	0	0	0



Cubitt	Theo					
	25m Backstroke	25m Breaststroke	25m Butterfly	25m Freestyle	100m IM	
PB	00:35.02	00:37.33	00:55.54	00:31.36	00:00.00	
Current Time	00:00.00	00:00.00	00:00.00	00:00.00	00:00.00	
Difference	0.00	0.00	0.00	0.00	0.00	Points Total
Points	0	0	0	0	0	0

Johnson	James					
	25m Backstroke	25m Breaststroke	25m Butterfly	25m Freestyle	100m IM	
PB	00:26.65	00:29.86	00:31.16	00:23.23	00:00.00	
Current Time	00:00.00	00:27.85	00:28.41	00:21.46	00:00.00	
Difference	0.00	-2.01	-2.76	-1.78	0.00	Points Total
Points	0	10	10	10	0	30

Manion	Patrick					
	25m Backstroke	25m Breaststroke	25m Butterfly	25m Freestyle	100m IM	
PB	00:26.15	00:30.86	00:31.16	00:23.23	00:00.00	
Current Time	00:00.00	00:30.86	00:34.64	00:21.50	00:00.00	
Difference	0.00	0.00	3.48	-1.73	0.00	Points Total
Points	0	5	0	10	0	15

McCullough	Ben					
	25m Backstroke	25m Breaststroke	25m Butterfly	25m Freestyle	100m IM	
PB	00:29.08	00:34.53	00:43.17	00:24.17	02:32.78	
Current Time	00:00.00	00:30.88	00:30.15	00:25.37	00:00.00	
Difference	0.00	-3.66	-13.02	1.20	0.00	Points Total
Points	0	10	10	2	0	22

Mirzoyam	Alex					
	25m Backstroke	25m Breaststroke	25m Butterfly	25m Freestyle	100m IM	
Promoted to Group 2						
PB	00:22.50	00:29.98	00:33.25	00:23.31	02:09.55	
Current Time	00:00.00	00:28.53	00:33.15	00:21.93	00:00.00	
Difference	0.00	-1.45	-0.10	-1.38	0.00	Points Total
Points	0	10	5	10	0	25

Morley	James					
	25m Backstroke	25m Breaststroke	25m Butterfly	25m Freestyle	100m IM	
Promoted to Group 2						
PB	00:24.98	00:29.54	00:40.84	00:26.80	00:00.00	
Current Time	00:00.00	00:27.91	00:36.11	00:22.70	00:00.00	
Difference	0.00	-1.63	-4.73	-4.10	0.00	Points Total
Points	0	10	10	10	0	30



Simpson	James	New to Group					
	25m Backstroke	25m Breaststroke	25m Butterfly	25m Freestyle	100m IM		
PB	00:00.00	00:00.00	00:00.00	00:26.69	00:00.00		
Current Time	00:00.00	00:32.84	00:35.19	00:24.63	00:00.00		
Difference	0.00	32.84	35.19	-2.06	0.00	Points Total	20
Points	0	5	5	10	0		

Simpson	Thomas	New to Group					
	25m Backstroke	25m Breaststroke	25m Butterfly	25m Freestyle	100m IM		
PB	00:27.53	00:00.00	00:00.00	00:24.65	02:29.22		
Current Time	00:00.00	00:30.35	00:35.61	00:22.44	00:00.00		
Difference	0.00	30.36	35.61	-2.22	0.00	Points Total	20
Points	0	5	5	10	0		

Steiger	Ethan	New to Group					
	25m Backstroke	25m Breaststroke	25m Butterfly	25m Freestyle	100m IM		
PB	00:47.70	00:52.80	00:00.00	00:51.79	00:00.00		
Current Time	00:00.00	00:00.00	00:00.00	00:00.00	00:00.00		
Difference	0.00	0.00	0.00	0.00	0.00	Points Total	0
Points	0	0	0	0	0		

Tombs	Stanley	Promoted to Group 2					
	25m Backstroke	25m Breaststroke	25m Butterfly	25m Freestyle	100m IM		
PB	00:25.59	00:00.00	00:00.00	00:24.17	02:07.81		
Current Time	00:00.00	00:30.92	00:30.53	00:20.90	00:00.00		
Difference	0.00	30.93	30.54	-3.27	0.00	Points Total	20
Points	0	5	5	10	0		

Woodham	Daniel	New to Group					
	25m Backstroke	25m Breaststroke	25m Butterfly	25m Freestyle	100m IM		
PB	00:28.36	00:30.50	00:37.00	00:28.89	00:00.00		
Current Time	00:00.00	00:28.78	00:34.90	00:25.94	00:00.00		
Difference	0.00	-1.72	-2.10	-2.95	0.00	Points Total	30
Points	0	10	10	10	0		

Clarke	Sammy	New to Group					
	25m Backstroke	25m Breaststroke	25m Butterfly	25m Freestyle	100m IM		
PB	00:00.00	00:00.00	00:00.00	00:00.00	00:00.00		
Current Time	00:00.00	00:44.02	00:48.89	00:29.31	00:00.00		
Difference	0.00	44.02	48.89	29.32	0.00	Points Total	15
Points	0	5	5	5	0		



Jennings	Jamie	New to Group					
	25m Backstroke	25m Breaststroke	25m Butterfly	25m Freestyle	100m IM		
PB	00:00.00	00:00.00	00:00.00	00:00.00	00:00.00		
Current Time	00:00.00	00:55.25	00:43.10	00:25.75	00:00.00		
Difference	0.00	55.25	43.10	25.75	0.00	Points Total	15
Points	0	5	5	5	0		

Martin	Joseph	New to Group					
	25m Backstroke	25m Breaststroke	25m Butterfly	25m Freestyle	100m IM		
PB	00:00.00	00:00.00	00:00.00	00:00.00	00:00.00		
Current Time	00:00.00	DQ - 7.6.1	DQ-8.4.2	00:26.02	00:00.00		
Difference	0.00	-	-	26.02	0.00	Points Total	5
Points	0	-	-	5	0		

Meats	Nathan	New to Group					
	25m Backstroke	25m Breaststroke	25m Butterfly	25m Freestyle	100m IM		
PB	00:00.00	00:00.00	00:00.00	00:00.00	00:00.00		
Current Time	00:00.00	00:28.59	00:34.26	00:22.24	00:00.00		
Difference	0.00	28.59	34.26	22.24	0.00	Points Total	15
Points	0	5	5	5	0		



Results - March - Boys - GROUP 2

Copestake	Oscar	Promoted to Group 3					
	50m Backstroke	50m Breaststroke	25m Butterfly	50m Freestyle	100m IM	50m Fly	
PB	00:48.14	00:00.00	00:19.35	00:37.23	00:00.00	00:00.00	
Current Time	00:00.00	00:55.62	00:00.00	00:00.00	01:39.40	00:48.78	
Difference	0.00	55.62	0.00	0.00	99.40	48.79	Points Total
Points	0	5	0	0	5	5	15

Gill	Evan						
	50m Backstroke	50m Breaststroke	25m Butterfly	50m Freestyle	100m IM	50m Fly	
PB	00:51.67	00:58.45	00:23.22	00:44.90	00:00.00	00:48.78	
Current Time	00:00.00	00:53.50	DQ-8.4	00:00.00	DQ-9.4 (Back)	01:09.83	
Difference	0.00	-4.95	-	0.00	-	21.05	Points Total
Points	0	10	-	0	-	0	10

Hague	Matthew						
	50m Backstroke	50m Breaststroke	25m Butterfly	50m Freestyle	100m IM	50m Fly	
PB	00:48.72	01:01.59	00:24.69	00:48.05	02:04.63	00:00.00	
Current Time	00:00.00	00:59.52	00:00.00	00:00.00	DQ-4.4	01:09.19	
Difference	0.00	-2.07	0.00	0.00	-	69.19	Points Total
Points	0	10	0	0	-	5	15

Hague	Thomas						
	50m Backstroke	50m Breaststroke	25m Butterfly	50m Freestyle	100m IM	50m Fly	
PB	00:55.01	00:58.19	00:29.44	00:47.54	02:07.34	00:00.00	
Current Time	00:00.00	00:56.34	00:00.00	00:00.00	01:47.08	00:00.00	
Difference	0.00	-1.85	0.00	0.00	-20.26	0.00	Points Total
Points	0	10	0	0	10	0	20

Jennings	Morgan						
	50m Backstroke	50m Breaststroke	25m Butterfly	50m Freestyle	100m IM	50m Fly	
PB	00:49.39	00:55.62	00:24.36	00:48.53	01:57.32	00:00.00	
Current Time	00:00.00	00:56.50	00:00.00	00:00.00	DQ-9.4 (Back)	00:55.66	
Difference	0.00	0.88	0.00	0.00	-	55.66	Points Total
Points	0	3	0	0	-	5	8



McCollough	William						
	50m Backstroke	50m Breaststroke	25m Butterfly	50m Freestyle	100m IM	50m Fly	
PB	00:55.78	01:05.78	00:24.60	00:50.04	02:05.78	00:00.00	
Current Time	00:00.00	00:59.69	00:00.00	00:00.00	01:54.74	00:57.82	
Difference	0.00	-6.10	0.00	0.00	-11.04	57.82	Points Total
Points	0	10	0	0	10	5	25

Rothwell	Noah	New to Group					
	50m Backstroke	50m Breaststroke	25m Butterfly	50m Freestyle	100m IM	50m Fly	
PB	00:00.00	00:00.00	00:00.00	00:00.00	02:11.81	00:00.00	
Current Time	00:00.00	01:07.28	00:00.00	00:00.00	02:08.86	01:14.99	
Difference	0.00	67.28	0.00	0.00	-2.95	74.99	Points Total
Points	0	5	0	0	10	5	20

Toby	Tanton						
	50m Backstroke	50m Breaststroke	25m Butterfly	50m Freestyle	100m IM	50m Fly	
PB	00:46.00	01:03.85	00:23.28	00:41.33	00:00.00	00:00.00	
Current Time	00:00.00	00:56.22	00:00.00	00:00.00	01:37.39	00:47.11	
Difference	0.00	-7.64	0.00	0.00	97.39	47.11	Points Total
Points	0	10	0	0	5	5	20



Results - March - Boys - GROUP 4

Wolowacz	Jack	New to Group												
	50m Backstroke	50m Breaststroke	50m Butterfly	50m Freestyle	200m IM	100m Backstroke	100m Breaststroke	100m Butterfly	100m Freestyle	200m Backstroke	200m Breaststroke	200m Freestyle	100m IM	
PB	00:39.64	00:45.49	00:40.17	00:41.78	00:00.00	01:27.83	01:38.48	01:53.49	01:17.77	00:00.00	03:28.16	02:45.45	01:22.83	
Current Time	00:36.65	00:00.00	00:00.00	00:00.00	00:00.00	00:00.00	00:00.00	00:00.00	00:00.00	00:00.00	03:22.74	00:00.00	01:22.96	
Difference	-2.99	0.00	0.00	0.00	0.00	0.00	0.00	0.00	0.00	0.00	-5.42	0.00	0.13	Points Total
Points	10	0	0	0	0	0	0	0	0	0	10	0	3	23










Boys League Table - February

Ranking	Group	Surname	First Name	Points Total
1	G2	Beaty	Kristian	30
2	G2	Hague	Matthew	30
3	G1	Mirzoyam	Alex	25
4	G1	Brooks	Bradley	23
5	G1	Rothwell	Noah	23
6	G1	Beard	Atticus	20
7	G2	Gill	Evan	20
8	G4	Wolowacz	Jack	18
9	G1	Bradshaw	Alex	15
10	G1	McCullough	Ben	15
11	G1	Simpson	Thomas	15
12	G1	Tombs	Stanley	15
13	G2	Copestake	Oscar	15
14	G2	McCullough	William	15
15	G3	Beaty	Max	10
16	G1	Simpson	James	5
17	G1	Cubitt	Max	0
18	G1	Cubitt	Alfie	0
19	G1	Cubitt	Theo	0
20	G1	Johnson	James	0
21	G1	Manion	Patrick	0
22	G1	Morley	James	0
23	G1	Steiger	Ethan	0
24	G1	Woodham	Daniel	0
25	G2	Hague	Thomas	0
26	G2	Jennings	Morgan	0



Result Sheet Key

-  Bronze Award Time
-  Silver Award Time
-  Gold Award Time
-  Platinum Award Time
-  Promotion Time Achieved
-  Disqualification * Indicates Rule Code
-  New Club Record

Award Times

Event	Stroke	Bronze	Silver	Gold	Platinum
50m	Freestyle	39.9	35.7	31.9	
50m	Backstroke	45.2	41.2	37.2	
50m	Breaststroke	50.2	45.8	41.7	
50m	Butterfly	48	43.7	39.7	
100m	Freestyle	85.9	75.3	65.8	63.6
100m	Backstroke	97.7	87	77.4	72.1
100m	Breaststroke	108.9	97.5	87	80.9
100m	Butterfly	106.3	94.6	84	69.7
100m	IM	106.6	94.6	83.9	
200m	Freestyle	185.7	158.7	136.4	134.3
200m	Backstroke	203.1	179.1	160.1	156.1
200m	Breaststroke	228.6	204.2	188.5	184.2
200m	Butterfly	217.8	198.6	182.8	169.7
200m	IM	235.1	202.3	175	158.4

Promotion Times

Event	Stroke	Group 2	Group 3	Group 4
25m	Freestyle	23		
25m	Backstroke	26		
25m	Breaststroke	27.5		
25m	Butterfly	26	22.5	
50m	Freestyle		39.9	
50m	Backstroke		46.2	
50m	Breaststroke		50.2	
50m	Butterfly			43.7
100m	IM		106.6	94.6
100m	Freestyle			75.3
100m	Backstroke			87
100m	Breaststroke			97.5



Results - February - Boys - GROUP 1

Beard	Atticus					
	25m Backstroke	25m Breaststroke	25m Butterfly	25m Freestyle	100m IM	
PB	00:39.68	00:39.91	00:00.00	00:35.32	00:00.00	
Current Time	00:33.60	00:00.00	00:00.00	00:34.28	DQ-9.4(Breast)	
Difference	-6.08	0.00	0.00	-1.04	-	Points Total
Points	10	0	0	10	-	20

Bradshaw	Alex					New to Group
	25m Backstroke	25m Breaststroke	25m Butterfly	25m Freestyle	100m IM	
PB	00:00.00	00:00.00	00:00.00	00:00.00	00:00.00	
Current Time	00:29.76	00:00.00	00:00.00	00:29.47	02:40.27	
Difference	29.77	0.00	0.00	29.47	160.28	Points Total
Points	5	0	0	5	5	15

Brooks	Bradley					
	25m Backstroke	25m Breaststroke	25m Butterfly	25m Freestyle	100m IM	
PB	00:29.37	00:35.55	00:37.33	00:24.52	00:00.00	
Current Time	00:28.28	00:00.00	00:00.00	00:24.28	02:24.15	
Difference	-1.09	0.00	0.00	-0.24	144.15	Points Total
Points	10	0	0	8	5	23

Cubitt	Max					
	25m Backstroke	25m Breaststroke	25m Butterfly	25m Freestyle	100m IM	
PB	00:29.21	00:33.21	00:34.82	00:24.86	00:00.00	
Current Time	00:00.00	00:00.00	00:00.00	00:00.00	00:00.00	
Difference	0.00	0.00	0.00	0.00	0.00	Points Total
Points	0	0	0	0	0	0

Cubitt	Alfie					
	25m Backstroke	25m Breaststroke	25m Butterfly	25m Freestyle	100m IM	
PB	00:28.01	00:32.39	00:46.07	00:27.71	00:00.00	
Current Time	00:00.00	00:00.00	00:00.00	00:00.00	00:00.00	
Difference	0.00	0.00	0.00	0.00	0.00	Points Total
Points	0	0	0	0	0	0



Cubitt	Theo					
	25m Backstroke	25m Breaststroke	25m Butterfly	25m Freestyle	100m IM	
PB	00:35.02	00:37.33	00:55.54	00:31.36	00:00.00	
Current Time	00:00.00	00:00.00	00:00.00	00:00.00	00:00.00	
Difference	0.00	0.00	0.00	0.00	0.00	Points Total
Points	0	0	0	0	0	0

Johnson	James					
	25m Backstroke	25m Breaststroke	25m Butterfly	25m Freestyle	100m IM	
PB	00:35.02	00:37.33	00:55.54	00:31.36	00:00.00	
Current Time	00:00.00	00:00.00	00:00.00	00:00.00	00:00.00	
Difference	0.00	0.00	0.00	0.00	0.00	Points Total
Points	0	0	0	0	0	0

Manion	Patrick					
	25m Backstroke	25m Breaststroke	25m Butterfly	25m Freestyle	100m IM	
PB	00:26.15	00:30.86	00:31.16	00:23.23	00:00.00	
Current Time	00:00.00	00:00.00	00:00.00	00:00.00	00:00.00	
Difference	0.00	0.00	0.00	0.00	0.00	Points Total
Points	0	0	0	0	0	0

McCollough	Ben					
	25m Backstroke	25m Breaststroke	25m Butterfly	25m Freestyle	100m IM	
PB	00:29.08	00:34.53	00:43.17	00:25.45	00:00.00	
Current Time	00:33.26	00:00.00	00:00.00	00:24.17	02:32.78	
Difference	4.19	0.00	0.00	-1.28	152.78	Points Total
Points	0	0	0	10	5	15

Mirzoyan	Alex					
	25m Backstroke	25m Breaststroke	25m Butterfly	25m Freestyle	100m IM	
PB	00:24.98	02:35.77	00:33.25	00:27.17	00:00.00	
Current Time	00:22.50	00:00.00	00:00.00	00:23.31	02:09.55	
Difference	-2.48	0.00	0.00	-3.86	129.55	Points Total
Points	10	0	0	10	5	25



Morley	James	25m Backstroke	25m Breaststroke	25m Butterfly	25m Freestyle	100m IM	
PB		00:24.98	00:29.54	00:40.84	00:26.80	00:00.00	
Current Time		00:00.00	00:00.00	00:00.00	00:00.00	00:00.00	
Difference		0.00	0.00	0.00	0.00	0.00	Points Total
Points		0	0	0	0	0	0

Rothwell	Noah	Promoted to Group 2					
		25m Backstroke	25m Breaststroke	25m Butterfly	25m Freestyle	100m IM	
PB		00:29.48	00:30.91	00:00.00	00:23.61	00:00.00	
Current Time		00:23.40	00:00.00	00:00.00	00:22.93	02:11.81	
Difference		-6.09	0.00	0.00	-0.68	131.82	Points Total
Points		10	0	0	8	5	23

Simpson	James	New to Group					
		25m Backstroke	25m Breaststroke	25m Butterfly	25m Freestyle	100m IM	
PB		00:00.00	00:00.00	00:00.00	00:00.00	00:00.00	
Current Time		DQ-6.5	00:00.00	00:00.00	00:26.69	DQ-9.4(Breast)	
Difference		-	0.00	0.00	26.69	-	Points Total
Points		-	0	0	5	-	5

Simpson	Thomas	New to Group					
		25m Backstroke	25m Breaststroke	25m Butterfly	25m Freestyle	100m IM	
PB		00:00.00	00:00.00	00:00.00	00:00.00	00:00.00	
Current Time		00:27.53	00:00.00	00:00.00	00:24.65	02:29.22	
Difference		27.54	0.00	0.00	24.66	149.22	Points Total
Points		5	0	0	5	5	15

Steiger	Ethan	25m Backstroke	25m Breaststroke	25m Butterfly	25m Freestyle	100m IM	
PB		00:47.70	00:52.80	00:00.00	00:51.79	00:00.00	
Current Time		00:00.00	00:00.00	00:00.00	00:00.00	00:00.00	
Difference		0.00	0.00	0.00	0.00	0.00	Points Total
Points		0	0	0	0	0	0

Tombs	Stanley	New to Group					
		25m Backstroke	25m Breaststroke	25m Butterfly	25m Freestyle	100m IM	
PB		00:00.00	00:00.00	00:00.00	00:00.00	00:00.00	
Current Time		00:25.59	00:00.00	00:00.00	00:24.17	02:07.81	
Difference		25.59	0.00	0.00	24.17	127.81	Points Total
Points		5	0	0	5	5	15

Woodham	Daniel	25m Backstroke	25m Breaststroke	25m Butterfly	25m Freestyle	100m IM	
PB		00:28.36	00:30.50	00:37.00	00:28.89	00:00.00	
Current Time		00:00.00	00:00.00	00:00.00	00:00.00	00:00.00	
Difference		0.00	0.00	0.00	0.00	0.00	Points Total
Points		0	0	0	0	0	0



Results - February - Boys - GROUP 2

Beaty	Kristian	Promoted to Group 3						
		50m Backstroke	50m Breaststroke	25m Butterfly	50m Freestyle	100m IM	50m Fly	
PB		00:44.49	01:09.64	00:22.21	00:40.97	00:00.00	00:00.00	
Current Time		00:41.48	00:00.00	00:19.25	00:36.51	00:00.00	00:00.00	
Difference		-3.01	0.00	-2.96	-4.46	0.00	0.00	Points Total
Points		10	0	10	10	0	0	30

Copestake	Oscar	New to Group						
		50m Backstroke	50m Breaststroke	25m Butterfly	50m Freestyle	100m IM	50m Fly	
PB		00:00.00	00:00.00	00:00.00	00:00.00	00:00.00	00:00.00	
Current Time		00:48.14	00:00.00	00:19.35	00:37.23	00:00.00	00:00.00	
Difference		48.15	0.00	19.35	37.23	0.00	0.00	Points Total
Points		5	0	5	5	0	0	15

Gill	Evan	50m Backstroke	50m Breaststroke	25m Butterfly	50m Freestyle	100m IM	50m Fly	
PB		00:51.67	00:58.45	00:27.43	00:49.71	00:00.00	00:00.00	
Current Time		DQ-6.5	00:00.00	00:23.22	00:44.90	00:00.00	00:00.00	
Difference		-	0.00	-4.21	-4.81	0.00	0.00	Points Total
Points		-	0	10	10	0	0	20

Hague	Matthew	50m Backstroke	50m Breaststroke	25m Butterfly	50m Freestyle	100m IM	50m Fly	
PB		00:53.86	01:01.59	00:30.10	00:51.26	02:04.63	00:00.00	
Current Time		00:48.72	00:00.00	00:24.69	00:48.05	00:00.00	00:00.00	
Difference		-5.14	0.00	-5.42	-3.21	0.00	0.00	Points Total
Points		10	0	10	10	0	0	30

Hague	Thomas	50m Backstroke	50m Breaststroke	25m Butterfly	50m Freestyle	100m IM	50m Fly	
PB		00:55.01	00:58.19	00:29.44	00:47.54	02:07.34	00:00.00	
Current Time		00:00.00	00:00.00	00:00.00	00:00.00	00:00.00	00:00.00	
Difference		0.00	0.00	0.00	0.00	0.00	0.00	Points Total
Points		0	0	0	0	0	0	0



Glossop Amateur Swimming Club Pointscore 2018

Jennings	Morgan						
	50m Backstroke	50m Breaststroke	25m Butterfly	50m Freestyle	100m IM	50m Fly	
PB	00:49.39	00:55.62	00:24.36	00:48.53	01:57.32	00:00.00	
Current Time	00:00.00	00:00.00	00:00.00	00:00.00	00:00.00	00:00.00	
Difference	0.00	0.00	0.00	0.00	0.00	0.00	Points Total
Points	0	0	0	0	0	0	0

McCollough	William						
	50m Backstroke	50m Breaststroke	25m Butterfly	50m Freestyle	100m IM	50m Fly	
PB	00:55.78	01:05.78	00:28.65	00:50.04	02:05.78	00:00.00	
Current Time	00:55.78	00:00.00	00:24.60	00:52.37	00:00.00	00:00.00	
Difference	0.00	0.00	-4.05	2.33	0.00	0.00	Points Total
Points	5	0	10	0	0	0	15



Results - February - Boys - GROUP 3

Beaty	Max	New to Group							
		50m Backstroke	50m Breaststroke	50m Butterfly	50m Freestyle	100m IM	100m Backstroke	100m Breaststroke	100m Freestyle
PB	00:39.70	00:00.00	00:00.00	00:35.54	00:00.00	00:00.00	00:00.00	00:00.00	
Current Time	00:00.00	00:00.00	DQ-8.3	00:00.00	00:00.00	01:24.67	00:00.00	01:13.74	
Difference	0.00	0.00	-	0.00	0.00	84.67	0.00	73.74	Points Total
Points	0	0	-	0	0	5	0	5	10



Results - February - Boys - GROUP 4

Wolowacz	Jack													
	50m Backstroke	50m Breaststroke	50m Butterfly	50m Freestyle	200m IM	100m Backstroke	100m Breaststroke	100m Butterfly	100m Freestyle	200m Backstroke	200m Breaststroke	200m Freestyle	100m IM	
PB	00:39.64	00:46.33	00:40.17	00:41.78	00:00.00	01:27.83	01:38.48	00:00.00	01:17.77	00:00.00	03:28.16	00:00.00	01:22.83	
Current Time	00:00.00	00:45.49	00:00.00	00:00.00	00:00.00	00:00.00	00:00.00	01:53.49	00:00.00	00:00.00	00:00.00	02:45.45	00:00.00	
Difference	0.00	-0.85	0.00	0.00	0.00	0.00	0.00	113.49	0.00	0.00	0.00	165.45	0.00	Points Total
Points	0	8	0	0	0	0	0	5	0	0	0	5	0	18