










Girls League Table - March

| Ranking | Group | Surname | First Name | Points Total |
|---------|-------|----------------|------------|--------------|
| 1 | G2 | Robinson | Rebecca | 60 |
| 2 | G1 | Woodham | Natasha | 55 |
| 3 | G1 | Robinson | Jessamine | 55 |
| 4 | G1 | Shaw | Isabelle | 51 |
| 5 | G2 | Crompton | Jasmine | 50 |
| 6 | G1 | Gill | Lexie | 48 |
| 7 | G1 | Griffin | Elin | 40 |
| 8 | G3 | Shearer | Jasmine | 39 |
| 9 | G2 | Gooch | Hannah | 38 |
| 10 | G1 | Woodham | Izzy | 35 |
| 11 | G1 | Griffin | Nia | 33 |
| 12 | G1 | Shaw | Lydia | 31 |
| 13 | G2 | Barber | Pheobe | 30 |
| 14 | G1 | Copestake | Tabitha | 30 |
| 15 | G2 | Rothwell | Grace | 30 |
| 16 | G2 | Cranston | Saffron | 29 |
| 17 | G1 | Stataiam | Rebecca | 28 |
| 18 | G1 | Webster | Sarah | 28 |
| 19 | G2 | Johnson | Naimh | 25 |
| 20 | G1 | Manion | May | 25 |
| 21 | G1 | Nelthorpe | Mae | 23 |
| 22 | G1 | Nolan | Olivia | 23 |
| 23 | G1 | Johnson | Leah | 20 |
| 24 | G1 | Nolan | Holly | 20 |
| 25 | G1 | Ballington | Zara | 20 |
| 26 | G2 | Boyle | Livia | 20 |
| 27 | G2 | Isabel | Isherwood | 20 |
| 28 | G1 | Swan | Caitlin | 20 |
| 29 | G1 | Cooper | Tessa | 18 |
| 30 | G1 | Wilcock | Rowan | 15 |
| 31 | G1 | Bloomer | Matilda | 15 |
| 32 | G1 | Barton | Sasha | 15 |
| 33 | G1 | Bradshaw | Rosie | 15 |
| 34 | G1 | Johnson | Christina | 12 |
| 35 | G2 | Hilton | Erin | 12 |
| 36 | G1 | Howden | Annabelle | 10 |
| 37 | G1 | Buckley | Emily | 0 |
| 38 | G1 | Griffths-Jones | Holly | 0 |
| 39 | G1 | Stieger | Jenna | 0 |
| 40 | G1 | Buckley | Amy | 0 |
| 41 | G1 | Hayles | Madeline | 0 |
| 42 | G2 | Swan | Joise | 0 |
| 43 | G1 | Wilde | Evie | 0 |
| 44 | G2 | Barton | Bryony | 0 |



Result Sheet Key

-  Bronze Award Time
-  Silver Award Time
-  Gold Award Time
-  Platinum Award Time
-  Promotion Time Achieved
-  Disqualification * Indicates Rule Code
-  New Club Record

Award Times

| Event | Stroke | Bronze | Silver | Gold | Platinum |
|-------|--------------|--------|--------|-------|----------|
| 50m | Freestyle | 39.9 | 35.7 | 31.9 | |
| 50m | Backstroke | 45.2 | 41.2 | 37.2 | |
| 50m | Breaststroke | 50.2 | 45.8 | 41.7 | |
| 50m | Butterfly | 48 | 43.7 | 39.7 | |
| 100m | Freestyle | 85.9 | 75.3 | 65.8 | 63.6 |
| 100m | Backstroke | 97.7 | 87 | 77.4 | 72.1 |
| 100m | Breaststroke | 108.9 | 97.5 | 87 | 80.9 |
| 100m | Butterfly | 106.3 | 94.6 | 84 | 69.7 |
| 100m | IM | 106.6 | 94.6 | 83.9 | |
| 200m | Freestyle | 185.7 | 158.7 | 136.4 | 134.3 |
| 200m | Backstroke | 203.1 | 179.1 | 160.1 | 156.1 |
| 200m | Breaststroke | 228.6 | 204.2 | 188.5 | 184.2 |
| 200m | Butterfly | 217.8 | 198.6 | 182.8 | 169.7 |
| 200m | IM | 235.1 | 202.3 | 175 | 158.4 |

Promotion Times

| Event | Stroke | Group 2 | Group 3 | Group 4 |
|-------|--------------|---------|---------|---------|
| 25m | Freestyle | 23 | | |
| 25m | Backstroke | 26 | | |
| 25m | Breaststroke | 27.5 | | |
| 25m | Butterfly | 26 | 22.5 | |
| 50m | Freestyle | | 39.9 | |
| 50m | Backstroke | | 46.2 | |
| 50m | Breaststroke | | 50.2 | |
| 50m | Butterfly | | | 43.7 |
| 100m | IM | | 106.6 | 94.6 |
| 100m | Freestyle | | | 75.3 |
| 100m | Backstroke | | | 87 |
| 100m | Breaststroke | | | 97.5 |



Results - March - Girls - GROUP 1

| Buckley | Emily | | | | | |
|--------------|----------------|------------------|---------------|---------------|----------|--------------|
| | 25m Backstroke | 25m Breaststroke | 25m Butterfly | 25m Freestyle | 100m IM | |
| PB | 00:28.55 | 00:28.55 | 00:36.65 | 00:24.56 | 00:00.00 | |
| Current Time | 00:00.00 | 00:00.00 | 00:00.00 | 00:00.00 | 00:00.00 | |
| Difference | 0.00 | 0.00 | 0.00 | 0.00 | 0.00 | Points Total |
| Points | 0 | 0 | 0 | 0 | 0 | 0 |

| Cooper | Tessa | | | | | |
|--------------|----------------|------------------|---------------|---------------|----------|--------------|
| | 25m Backstroke | 25m Breaststroke | 25m Butterfly | 25m Freestyle | 100m IM | |
| PB | 00:00.00 | 00:00.00 | 00:00.00 | 00:28.33 | 00:00.00 | |
| Current Time | 00:00.00 | 00:32.94 | DQ-8.3.2 | 00:28.23 | 00:00.00 | |
| Difference | 0.00 | 32.94 | - | -0.11 | 0.00 | Points Total |
| Points | 0 | 5 | - | 8 | 0 | 13 |

| Gill | Lexie | | | | | |
|--------------|----------------|------------------|---------------|---------------|----------|--------------|
| | 25m Backstroke | 25m Breaststroke | 25m Butterfly | 25m Freestyle | 100m IM | |
| PB | 00:29.26 | 00:33.35 | 00:00.00 | 00:25.42 | 02:31.48 | |
| Current Time | 00:00.00 | 00:32.04 | 00:38.28 | 00:25.31 | 00:00.00 | |
| Difference | 0.00 | -1.32 | 38.29 | -0.10 | 0.00 | Points Total |
| Points | 0 | 10 | 5 | 8 | 0 | 23 |

| Griffin | Elin | | | | | |
|--------------|----------------|------------------|---------------|---------------|----------|--------------|
| | 25m Backstroke | 25m Breaststroke | 25m Butterfly | 25m Freestyle | 100m IM | |
| PB | 00:30.47 | 00:34.26 | 00:38.95 | 00:28.11 | 02:40.14 | |
| Current Time | 00:00.00 | 00:30.27 | 00:36.18 | 00:28.32 | 00:00.00 | |
| Difference | 0.00 | -3.98 | -2.78 | 0.21 | 0.00 | Points Total |
| Points | 0 | 10 | 10 | 3 | 0 | 23 |

| Griffths-Jones | Holly | | | | | |
|----------------|----------------|------------------|---------------|---------------|----------|--------------|
| | 25m Backstroke | 25m Breaststroke | 25m Butterfly | 25m Freestyle | 100m IM | |
| PB | 00:27.47 | 00:27.47 | 00:32.65 | 00:24.26 | 00:00.00 | |
| Current Time | 00:00.00 | 00:00.00 | 00:00.00 | 00:00.00 | 00:00.00 | |
| Difference | 0.00 | 0.00 | 0.00 | 0.00 | 0.00 | Points Total |
| Points | 0 | 0 | 0 | 0 | 0 | 0 |



| Howden | Annabelle | | | | | |
|--------------|----------------|------------------|---------------|---------------|----------|--------------|
| | 25m Backstroke | 25m Breaststroke | 25m Butterfly | 25m Freestyle | 100m IM | |
| PB | 00:32.93 | 00:00.00 | 00:00.00 | 00:25.25 | 00:00.00 | |
| Current Time | 00:00.00 | 00:00.00 | 00:00.00 | 00:00.00 | 00:00.00 | |
| Difference | 0.00 | 0.00 | 0.00 | 0.00 | 0.00 | Points Total |
| Points | 0 | 0 | 0 | 0 | 0 | 0 |

| Johnson | Christina | | | | | |
|--------------|----------------|------------------|---------------|---------------|----------|--------------|
| | 25m Backstroke | 25m Breaststroke | 25m Butterfly | 25m Freestyle | 100m IM | |
| PB | 00:39.55 | 00:52.91 | 00:48.17 | 00:43.52 | 00:00.00 | |
| Current Time | 00:00.00 | 00:54.28 | 01:01.16 | 00:47.10 | 00:00.00 | |
| Difference | 0.00 | 1.37 | 12.99 | 3.58 | 0.00 | Points Total |
| Points | 0 | 2 | 0 | 0 | 0 | 2 |

| Johnson | Leah | | | | | |
|--------------|----------------|------------------|---------------|---------------|----------|--------------|
| | 25m Backstroke | 25m Breaststroke | 25m Butterfly | 25m Freestyle | 100m IM | |
| PB | 00:00.00 | 00:00.00 | 00:00.00 | 00:38.92 | 00:00.00 | |
| Current Time | 00:00.00 | 00:43.22 | 00:34.53 | 00:33.11 | 00:00.00 | |
| Difference | 0.00 | 43.22 | 34.53 | -5.82 | 0.00 | Points Total |
| Points | 0 | 5 | 5 | 10 | 0 | 20 |

| Nelthorpe | Mae | | | | | |
|--------------|----------------|------------------|---------------|---------------|----------|--------------|
| | 25m Backstroke | 25m Breaststroke | 25m Butterfly | 25m Freestyle | 100m IM | |
| PB | 00:45.90 | 00:45.90 | 00:45.29 | 00:35.81 | 00:00.00 | |
| Current Time | 00:00.00 | 00:46.30 | 00:35.20 | 00:28.08 | 00:00.00 | |
| Difference | 0.00 | 0.40 | -10.09 | -7.73 | 0.00 | Points Total |
| Points | 0 | 3 | 10 | 10 | 0 | 23 |

| Nolan | Holly | | | | | |
|--------------|----------------|------------------|---------------|---------------|----------|--------------|
| | 25m Backstroke | 25m Breaststroke | 25m Butterfly | 25m Freestyle | 100m IM | |
| PB | 00:28.64 | 00:28.64 | 00:37.62 | 00:29.09 | 00:00.00 | |
| Current Time | 00:00.00 | 24:13.56 | 00:32.21 | 00:21.10 | 00:00.00 | |
| Difference | 0.00 | 1175024.92 | -5.41 | -7.99 | 0.00 | Points Total |
| Points | 0 | 0 | 10 | 10 | 0 | 20 |

| Shaw | Lydia | | | | | |
|--------------|----------------|------------------|---------------|---------------|----------|--------------|
| | 25m Backstroke | 25m Breaststroke | 25m Butterfly | 25m Freestyle | 100m IM | |
| PB | 00:27.31 | 00:29.50 | 00:34.86 | 00:25.84 | 02:24.88 | |
| Current Time | 00:00.00 | 00:30.37 | 00:34.33 | 00:26.77 | 00:00.00 | |
| Difference | 0.00 | 0.88 | -0.53 | 0.92 | 0.00 | Points Total |
| Points | 0 | 3 | 8 | 3 | 0 | 14 |



| Statham | Rebecca | | | | | |
|--------------|----------------|------------------|---------------|---------------|----------|--------------|
| | 25m Backstroke | 25m Breaststroke | 25m Butterfly | 25m Freestyle | 100m IM | |
| PB | 00:36.22 | 00:00.00 | 00:00.00 | 00:39.32 | 03:04.56 | |
| Current Time | 00:00.00 | 00:43.22 | 00:44.75 | 00:39.49 | 00:00.00 | |
| Difference | 0.00 | 43.22 | 44.75 | 0.18 | 0.00 | Points Total |
| Points | 0 | 5 | 5 | 3 | 0 | 13 |

| Stieger | Jenna | | | | | |
|--------------|----------------|------------------|---------------|---------------|----------|--------------|
| | 25m Backstroke | 25m Breaststroke | 25m Butterfly | 25m Freestyle | 100m IM | |
| PB | 00:29.00 | 00:29.00 | 00:35.38 | 00:25.32 | 00:00.00 | |
| Current Time | 00:00.00 | 00:00.00 | 00:00.00 | 00:00.00 | 00:00.00 | |
| Difference | 0.00 | 0.00 | 0.00 | 0.00 | 0.00 | Points Total |
| Points | 0 | 0 | 0 | 0 | 0 | 0 |

| Wilcock | Rowan | | | | | |
|--------------|----------------|------------------|---------------|---------------|----------|--------------|
| | 25m Backstroke | 25m Breaststroke | 25m Butterfly | 25m Freestyle | 100m IM | |
| PB | 00:30.95 | 00:00.00 | 00:00.00 | 00:30.59 | 03:08.56 | |
| Current Time | 00:00.00 | 00:00.00 | 00:00.00 | 00:00.00 | 00:00.00 | |
| Difference | 0.00 | 0.00 | 0.00 | 0.00 | 0.00 | Points Total |
| Points | 0 | 0 | 0 | 0 | 0 | 0 |

| Woodham | Izzy | | | | | |
|--------------|----------------|------------------|---------------|---------------|----------|--------------|
| | 25m Backstroke | 25m Breaststroke | 25m Butterfly | 25m Freestyle | 100m IM | |
| PB | 00:41.74 | 00:00.00 | 00:00.00 | 00:50.55 | 03:38.62 | |
| Current Time | 00:00.00 | 00:52.44 | 00:53.83 | 00:43.79 | 00:00.00 | |
| Difference | 0.00 | 52.44 | 53.83 | -6.77 | 0.00 | Points Total |
| Points | 0 | 5 | 5 | 10 | 0 | 20 |

| Woodham | Natasha | | | | | |
|--------------|----------------|------------------|---------------|---------------|----------|--------------|
| | 25m Backstroke | 25m Breaststroke | 25m Butterfly | 25m Freestyle | 100m IM | |
| PB | 00:30.75 | 00:35.75 | 01:04.92 | 00:35.21 | 02:38.21 | |
| Current Time | 00:00.00 | 00:32.53 | 00:47.65 | 00:32.68 | 00:00.00 | |
| Difference | 0.00 | -3.21 | -17.27 | -2.52 | 0.00 | Points Total |
| Points | 0 | 10 | 10 | 10 | 0 | 30 |

| Bloomer | Matilda | | | | | |
|--------------|----------------|------------------|---------------|---------------|----------|--------------|
| | 25m Backstroke | 25m Breaststroke | 25m Butterfly | 25m Freestyle | 100m IM | |
| PB | 00:00.00 | 00:00.00 | 00:00.00 | 00:00.00 | 00:00.00 | |
| Current Time | 00:00.00 | 00:31.28 | 00:42.39 | 00:29.30 | 00:00.00 | |
| Difference | 0.00 | 31.28 | 42.39 | 29.30 | 0.00 | Points Total |
| Points | 0 | 5 | 5 | 5 | 0 | 15 |



| Ballington | Zara | | | | | |
|--------------|----------------|------------------|---------------|---------------|----------|--------------|
| | 25m Backstroke | 25m Breaststroke | 25m Butterfly | 25m Freestyle | 100m IM | |
| PB | 00:39.47 | 00:47.59 | 00:00.00 | 00:35.89 | 00:00.00 | |
| Current Time | 00:00.00 | 00:32.47 | DQ-10.4.3 | 00:28.17 | 00:00.00 | |
| Difference | 0.00 | -15.12 | - | -7.72 | 0.00 | Points Total |
| Points | 0 | 10 | - | 10 | 0 | 20 |

| Barton | Sasha | | | | | |
|--------------|----------------|------------------|---------------|---------------|----------|--------------|
| | 25m Backstroke | 25m Breaststroke | 25m Butterfly | 25m Freestyle | 100m IM | |
| PB | 00:00.00 | 00:00.00 | 00:00.00 | 00:00.00 | 00:00.00 | |
| Current Time | 00:00.00 | 00:33.25 | 00:34.67 | 00:24.95 | 00:00.00 | |
| Difference | 0.00 | 33.25 | 34.67 | 24.95 | 0.00 | Points Total |
| Points | 0 | 5 | 5 | 5 | 0 | 15 |



Results - March - Girls - GROUP 2

| Barber | Pheobe | | | | | | |
|--------------|----------------|------------------|---------------|---------------|----------|----------|--------------|
| | 50m Backstroke | 50m Breaststroke | 25m Butterfly | 50m Freestyle | 100m IM | 50m Fly | |
| PB | 00:54.63 | 00:51.29 | 00:25.47 | 00:44.35 | 02:00.57 | 00:00.00 | |
| Current Time | 00:00.00 | 00:53.13 | 00:00.00 | 00:00.00 | 01:55.65 | 01:11.38 | |
| Difference | 0.00 | 1.85 | 0.00 | 0.00 | -4.91 | 71.38 | Points Total |
| Points | 0 | 2 | 0 | 0 | 10 | 5 | 17 |

| Boyle | Livia | | | | | | |
|--------------|----------------|------------------|---------------|---------------|----------|----------|--------------|
| | 50m Backstroke | 50m Breaststroke | 25m Butterfly | 50m Freestyle | 100m IM | 50m Fly | |
| PB | 00:59.48 | 01:05.05 | 00:33.24 | 00:46.91 | 00:00.00 | 00:00.00 | |
| Current Time | 00:00.00 | 01:01.06 | 00:00.00 | 00:00.00 | 02:13.31 | 01:21.77 | |
| Difference | 0.00 | -3.99 | 0.00 | 0.00 | 133.31 | 81.77 | Points Total |
| Points | 0 | 10 | 0 | 0 | 5 | 5 | 20 |

| Buckley | Amy | | | | | | |
|--------------|----------------|------------------|---------------|---------------|----------|----------|--------------|
| | 50m Backstroke | 50m Breaststroke | 25m Butterfly | 50m Freestyle | 100m IM | 50m Fly | |
| PB | 00:49.53 | 00:54.19 | 00:24.07 | 00:43.44 | 01:51.23 | 00:00.00 | |
| Current Time | 00:00.00 | 00:00.00 | 00:00.00 | 00:00.00 | 00:00.00 | 00:00.00 | |
| Difference | 0.00 | 0.00 | 0.00 | 0.00 | 0.00 | 0.00 | Points Total |
| Points | 0 | 0 | 0 | 0 | 0 | 0 | 0 |

| Copestake | Tabitha | | | | | | |
|--------------|----------------|------------------|---------------|---------------|----------|----------|--------------|
| | 50m Backstroke | 50m Breaststroke | 25m Butterfly | 50m Freestyle | 100m IM | 50m Fly | |
| PB | 00:50.13 | 00:00.00 | 00:23.08 | 00:44.51 | 00:00.00 | 00:00.00 | |
| Current Time | 00:00.00 | 00:58.15 | 00:00.00 | 00:00.00 | 01:48.34 | 00:53.61 | |
| Difference | 0.00 | 58.15 | 0.00 | 0.00 | 108.34 | 53.61 | Points Total |
| Points | 0 | 5 | 0 | 0 | 5 | 5 | 15 |

| Crompton | Jasmine | | | | | | |
|--------------|----------------|------------------|---------------|---------------|----------|----------|--------------|
| | 50m Backstroke | 50m Breaststroke | 25m Butterfly | 50m Freestyle | 100m IM | 50m Fly | |
| PB | 00:43.41 | 01:05.40 | 00:19.85 | 00:40.81 | 00:00.00 | 00:00.00 | |
| Current Time | 00:00.00 | 00:57.35 | 00:00.00 | 00:00.00 | 01:43.19 | 00:50.23 | |
| Difference | 0.00 | -8.06 | 0.00 | 0.00 | 103.19 | 50.23 | Points Total |
| Points | 0 | 10 | 0 | 0 | 5 | 5 | 20 |

| Griffin | Nia | | | | | | |
|--------------|----------------|------------------|---------------|---------------|----------|----------|--------------|
| | 50m Backstroke | 50m Breaststroke | 25m Butterfly | 50m Freestyle | 100m IM | 50m Fly | |
| PB | 00:55.53 | 00:00.00 | 00:27.34 | 00:51.47 | 00:00.00 | 00:00.00 | |
| Current Time | 00:00.00 | 00:50.75 | 00:00.00 | 00:00.00 | DQ-8.2.1 | 01:05.61 | |
| Difference | 0.00 | 50.75 | 0.00 | 0.00 | - | 65.61 | Points Total |
| Points | 0 | 5 | 0 | 0 | - | 5 | 10 |



| Hayles | Madeline | | | | | | |
|--------------|----------------|------------------|---------------|---------------|----------|----------|--------------|
| | 50m Backstroke | 50m Breaststroke | 25m Butterfly | 50m Freestyle | 100m IM | 50m Fly | |
| PB | 00:48.97 | 00:57.89 | 00:23.64 | 00:40.74 | 01:54.85 | 00:00.00 | |
| Current Time | 00:00.00 | 00:00.00 | 00:00.00 | 00:00.00 | 00:00.00 | 00:00.00 | |
| Difference | 0.00 | 0.00 | 0.00 | 0.00 | 0.00 | 0.00 | Points Total |
| Points | 0 | 0 | 0 | 0 | 0 | 0 | 0 |

| Hilton | Erin | | | | | | |
|--------------|----------------|------------------|---------------|---------------|----------|----------|--------------|
| | 50m Backstroke | 50m Breaststroke | 25m Butterfly | 50m Freestyle | 100m IM | 50m Fly | |
| PB | 00:54.78 | 00:55.69 | 00:22.45 | 00:43.72 | 01:54.17 | 00:00.00 | |
| Current Time | 00:00.00 | 00:00.00 | 00:00.00 | 00:00.00 | 00:00.00 | 00:00.00 | |
| Difference | 0.00 | 0.00 | 0.00 | 0.00 | 0.00 | 0.00 | Points Total |
| Points | 0 | 0 | 0 | 0 | 0 | 0 | 0 |

| Isabel | Isherwood | | | | | | |
|--------------|----------------|------------------|---------------|---------------|----------|----------|--------------|
| | 50m Backstroke | 50m Breaststroke | 25m Butterfly | 50m Freestyle | 100m IM | 50m Fly | |
| PB | 00:46.63 | 00:00.00 | 00:22.50 | 00:39.70 | 00:00.00 | 00:00.00 | |
| Current Time | 00:00.00 | 00:00.00 | 00:00.00 | 00:00.00 | 01:42.57 | 00:00.00 | |
| Difference | 0.00 | 0.00 | 0.00 | 0.00 | 102.57 | 0.00 | Points Total |
| Points | 0 | 0 | 0 | 0 | 5 | 0 | 5 |

| Johnson | Naimh | | | | | | |
|--------------|----------------|------------------|---------------|---------------|----------|----------|--------------|
| | 50m Backstroke | 50m Breaststroke | 25m Butterfly | 50m Freestyle | 100m IM | 50m Fly | |
| PB | 00:56.45 | 01:08.17 | 00:25.27 | 00:49.41 | 02:05.12 | 00:00.00 | |
| Current Time | 00:00.00 | 01:03.96 | 00:00.00 | 00:00.00 | 01:59.51 | 00:53.75 | |
| Difference | 0.00 | -4.21 | 0.00 | 0.00 | -5.61 | 53.75 | Points Total |
| Points | 0 | 10 | 0 | 0 | 10 | 5 | 25 |

| Manion | May | | | | | | |
|--------------|----------------|------------------|---------------|---------------|----------|----------|--------------|
| | 50m Backstroke | 50m Breaststroke | 25m Butterfly | 50m Freestyle | 100m IM | 50m Fly | |
| PB | 00:00.00 | 01:07.42 | 00:27.27 | 00:46.64 | 02:12.25 | 00:00.00 | |
| Current Time | 00:00.00 | 00:56.26 | 00:00.00 | 00:00.00 | 01:48.14 | 00:55.92 | |
| Difference | 0.00 | -11.17 | 0.00 | 0.00 | -24.12 | 55.92 | Points Total |
| Points | 0 | 10 | 0 | 0 | 10 | 5 | 25 |

| Nolan | Olivia | | | | | | |
|--------------|----------------|------------------|---------------|---------------|----------|----------|--------------|
| | 50m Backstroke | 50m Breaststroke | 25m Butterfly | 50m Freestyle | 100m IM | 50m Fly | |
| PB | 00:41.55 | 00:54.22 | 00:23.84 | 00:42.22 | 01:50.86 | 00:00.00 | |
| Current Time | 00:00.00 | 00:53.32 | 00:00.00 | 00:00.00 | 01:38.56 | 00:53.86 | |
| Difference | 0.00 | -0.90 | 0.00 | 0.00 | -12.30 | 53.86 | Points Total |
| Points | 0 | 8 | 0 | 0 | 10 | 5 | 23 |



| Robinson | Jessamine | | | | | | |
|--------------|----------------|------------------|---------------|---------------|----------|----------|--------------|
| | 50m Backstroke | 50m Breaststroke | 25m Butterfly | 50m Freestyle | 100m IM | 50m Fly | |
| PB | 00:49.28 | 01:04.16 | 00:23.80 | 00:43.44 | 01:59.87 | 00:00.00 | |
| Current Time | 00:00.00 | 00:56.62 | 00:00.00 | 00:00.00 | 01:45.58 | 00:53.88 | |
| Difference | 0.00 | -7.54 | 0.00 | 0.00 | -14.30 | 53.88 | Points Total |
| Points | 0 | 10 | 0 | 0 | 10 | 5 | 25 |

| Rothwell | Grace | | | | | | |
|--------------|----------------|------------------|---------------|---------------|----------|----------|--------------|
| | 50m Backstroke | 50m Breaststroke | 25m Butterfly | 50m Freestyle | 100m IM | 50m Fly | |
| PB | 00:55.60 | 00:00.00 | 00:27.53 | 00:50.79 | 00:00.00 | 00:00.00 | |
| Current Time | 00:00.00 | 00:54.23 | 00:00.00 | 00:00.00 | 02:05.91 | DQ-8.4.2 | |
| Difference | 0.00 | 54.24 | 0.00 | 0.00 | 125.91 | - | Points Total |
| Points | 0 | 5 | 0 | 0 | 5 | - | 10 |

| Shaw | Isabelle | | | | | | |
|--------------|----------------|------------------|---------------|---------------|----------|----------|--------------|
| | 50m Backstroke | 50m Breaststroke | 25m Butterfly | 50m Freestyle | 100m IM | 50m Fly | |
| PB | 00:54.82 | 01:12.55 | 00:29.19 | 00:51.75 | 02:18.39 | 00:00.00 | |
| Current Time | 00:00.00 | 01:11.63 | 00:00.00 | 00:00.00 | 02:08.14 | 01:14.16 | |
| Difference | 0.00 | -0.91 | 0.00 | 0.00 | -10.25 | 74.16 | Points Total |
| Points | 0 | 8 | 0 | 0 | 10 | 5 | 23 |

| Swan | Joise | | | | | | |
|--------------|----------------|------------------|---------------|---------------|----------|----------|--------------|
| | 50m Backstroke | 50m Breaststroke | 25m Butterfly | 50m Freestyle | 100m IM | 50m Fly | |
| PB | 00:53.47 | 00:57.16 | 00:26.81 | 00:51.12 | 02:02.12 | 00:00.00 | |
| Current Time | 00:00.00 | 00:00.00 | 00:00.00 | 00:00.00 | 00:00.00 | 00:00.00 | |
| Difference | 0.00 | 0.00 | 0.00 | 0.00 | 0.00 | 0.00 | Points Total |
| Points | 0 | 0 | 0 | 0 | 0 | 0 | 0 |

| Swan | Caitlin | | | | | | |
|--------------|----------------|------------------|---------------|---------------|----------|----------|--------------|
| | 50m Backstroke | 50m Breaststroke | 25m Butterfly | 50m Freestyle | 100m IM | 50m Fly | |
| PB | 00:52.00 | 00:58.72 | 00:23.32 | 00:46.58 | 02:03.83 | 00:00.00 | |
| Current Time | 00:00.00 | 00:00.00 | 00:00.00 | 00:00.00 | 00:00.00 | 00:00.00 | |
| Difference | 0.00 | 0.00 | 0.00 | 0.00 | 0.00 | 0.00 | Points Total |
| Points | 0 | 0 | 0 | 0 | 0 | 0 | 0 |

| Webster | Sarah | | | | | | |
|--------------|----------------|------------------|---------------|---------------|----------|----------|--------------|
| | 50m Backstroke | 50m Breaststroke | 25m Butterfly | 50m Freestyle | 100m IM | 50m Fly | |
| PB | 00:49.00 | 00:56.56 | 00:23.03 | 00:42.13 | 01:53.11 | 00:00.00 | |
| Current Time | 00:00.00 | 00:00.00 | 00:00.00 | 00:00.00 | 00:00.00 | 00:00.00 | |
| Difference | 0.00 | 0.00 | 0.00 | 0.00 | 0.00 | 0.00 | Points Total |
| Points | 0 | 0 | 0 | 0 | 0 | 0 | 0 |



| Wilde | Evie | | | | | | |
|--------------|----------------|------------------|---------------|---------------|----------|----------|--------------|
| | 50m Backstroke | 50m Breaststroke | 25m Butterfly | 50m Freestyle | 100m IM | 50m Fly | |
| PB | 00:55.88 | 01:04.91 | 00:25.28 | 00:00.00 | 02:11.07 | 00:00.00 | |
| Current Time | 00:00.00 | 00:00.00 | 00:00.00 | 00:00.00 | 00:00.00 | 00:00.00 | |
| Difference | 0.00 | 0.00 | 0.00 | 0.00 | 0.00 | 0.00 | Points Total |
| Points | 0 | 0 | 0 | 0 | 0 | 0 | 0 |

| Bradshaw | Rosie | | | | | | |
|--------------|----------------|------------------|---------------|---------------|----------|----------|--------------|
| | 50m Backstroke | 50m Breaststroke | 25m Butterfly | 50m Freestyle | 100m IM | 50m Fly | |
| PB | 00:00.00 | 00:00.00 | 00:00.00 | 00:00.00 | 02:13.30 | 00:00.00 | |
| Current Time | 00:00.00 | 00:00.00 | 00:00.00 | 00:00.00 | 00:00.00 | 00:00.00 | |
| Difference | 0.00 | 0.00 | 0.00 | 0.00 | 0.00 | 0.00 | Points Total |
| Points | 0 | 0 | 0 | 0 | 0 | 0 | 0 |



Results - March - Girls - GROUP 3

| Barton | Bryony | | | | | | | | |
|--------------|----------------|------------------|---------------|---------------|----------|-----------------|-------------------|----------------|--------------|
| | 50m Backstroke | 50m Breaststroke | 50m Butterfly | 50m Freestyle | 100m IM | 100m Backstroke | 100m Breaststroke | 100m Freestyle | |
| PB | 00:43.58 | 00:52.12 | 00:40.34 | 00:40.00 | 00:00.00 | 01:36.82 | 00:00.00 | 01:26.77 | |
| Current Time | 00:00.00 | 00:00.00 | 00:00.00 | 00:00.00 | 00:00.00 | 00:00.00 | 00:00.00 | 00:00.00 | |
| Difference | 0.00 | 0.00 | 0.00 | 0.00 | 0.00 | 0.00 | 0.00 | 0.00 | Points Total |
| Points | 0 | 0 | 0 | 0 | 0 | 0 | 0 | 0 | 0 |

| Gooch | Hannah | | | | | | | | |
|--------------|----------------|------------------|---------------|---------------|----------|-----------------|-------------------|----------------|--------------|
| | 50m Backstroke | 50m Breaststroke | 50m Butterfly | 50m Freestyle | 100m IM | 100m Backstroke | 100m Breaststroke | 100m Freestyle | |
| PB | 00:44.86 | 00:58.97 | 00:45.25 | 00:40.54 | 01:41.58 | 01:42.97 | 00:00.00 | 01:33.97 | |
| Current Time | 00:44.80 | 00:00.00 | 00:00.00 | 00:00.00 | 01:41.82 | 00:00.00 | 01:52.87 | 00:00.00 | |
| Difference | -0.07 | 0.00 | 0.00 | 0.00 | 0.24 | 0.00 | 112.88 | 0.00 | Points Total |
| Points | 5 | 0 | 0 | 0 | 3 | 0 | 5 | 0 | 13 |

| Robinson | Rebecca | | | | | | | | |
|--------------|----------------|------------------|---------------|---------------|----------|-----------------|-------------------|----------------|--------------|
| | 50m Backstroke | 50m Breaststroke | 50m Butterfly | 50m Freestyle | 100m IM | 100m Backstroke | 100m Breaststroke | 100m Freestyle | |
| PB | 00:43.99 | 00:48.43 | 00:43.75 | 00:38.43 | 01:37.61 | 01:35.96 | 01:41.37 | 01:28.97 | |
| Current Time | 00:40.82 | 00:00.00 | 00:00.00 | 00:00.00 | 01:29.44 | 00:00.00 | 01:34.10 | 00:00.00 | |
| Difference | -3.17 | 0.00 | 0.00 | 0.00 | -8.17 | 0.00 | -7.27 | 0.00 | Points Total |
| Points | 10 | 0 | 0 | 0 | 10 | 0 | 10 | 0 | 30 |

| Cranston | Saffron | New to Group | | | | | | | |
|--------------|----------------|------------------|---------------|---------------|----------|-----------------|-------------------|----------------|--------------|
| | 50m Backstroke | 50m Breaststroke | 50m Butterfly | 50m Freestyle | 100m IM | 100m Backstroke | 100m Breaststroke | 100m Freestyle | |
| PB | 00:44.28 | 00:51.99 | 00:00.00 | 00:37.51 | 01:41.39 | 00:00.00 | 00:00.00 | 00:00.00 | |
| Current Time | 00:45.19 | 00:00.00 | 00:00.00 | 00:00.00 | 01:45.75 | 00:00.00 | 01:54.21 | 00:00.00 | |
| Difference | 0.90 | 0.00 | 0.00 | 0.00 | 4.36 | 0.00 | 114.21 | 0.00 | Points Total |
| Points | 3 | 0 | 0 | 0 | 0 | 0 | 5 | 0 | 8 |



Results - March - Girls - GROUP 4

| Shearer | Jasmine | | | | | | | | | | | | | | |
|--------------|----------------|------------------|---------------|---------------|----------|-----------------|-------------------|----------------|----------------|-----------------|-------------------|----------------|----------|--------------|----|
| | 50m Backstroke | 50m Breaststroke | 50m Butterfly | 50m Freestyle | 200m IM | 100m Backstroke | 100m Breaststroke | 100m Butterfly | 100m Freestyle | 200m Backstroke | 200m Breaststroke | 200m Freestyle | 100m IM | | |
| PB | 00:36.28 | 00:39.14 | 00:40.14 | 00:34.32 | 02:51.47 | 01:20.13 | 01:35.80 | 01:30.33 | 01:15.29 | 02:49.50 | 03:15.37 | 02:38.50 | 01:21.67 | | |
| Current Time | 00:34.41 | 00:00.00 | 00:00.00 | 00:00.00 | 00:00.00 | 00:00.00 | 00:00.00 | 00:00.00 | 00:00.00 | 00:00.00 | 03:13.38 | 00:00.00 | 01:22.04 | | |
| Difference | -1.88 | 0.00 | 0.00 | 0.00 | 0.00 | 0.00 | 0.00 | 0.00 | 0.00 | 0.00 | -1.99 | 0.00 | 0.37 | | |
| Points | 10 | 0 | 0 | 0 | 0 | 0 | 0 | 0 | 0 | 0 | 10 | 0 | 3 | | |
| | | | | | | | | | | | | | | Points Total | 23 |